


# Kern County Animal Services

Director's Report

November/December 2023



# Program Highlights

## Foster

- 73 dogs, 65 puppies, 2 cats and 103 kittens entered the Department's Foster Care Program for a total of 243 animals in the months of November and December 2023.

## TNR

- 409 cats were spayed or neutered and released in November/December 2023. Year-to-date, 2,972 cats have gone through the program, and since 2013 19,600 cats have been spayed or neutered, and returned to field.

## Adoption

- 310 dogs, 160 puppies, 55 cats, and 258 kittens under 5 months of age were adopted for a total of 783 animals adopted from Kern County Animal Shelters in November/December 2023.

# Vaccination Clinics

- **November/December 2023**

- 214 rabies
- 272 DHPP
- 64 FVRCP
- 107 Microchips

# Spay/Neuter Program

- East Bakersfield Clinic November 8<sup>th</sup>:
  - 46 Spay/Neuter Surgeries
- Bakersfield Clinic November 24<sup>th</sup>:
  - 48 Spay/Neuter Surgeries
- Bakersfield Clinic November 25<sup>th</sup>:
  - 40 Spay/Neuter Surgeries
- East Bakersfield Clinic November 27<sup>th</sup>:
  - 37 Spay/Neuter Surgeries
- East Bakersfield Clinic November 28<sup>th</sup>:
  - 52 Spay/Neuter Surgeries
- Bakersfield Clinic December 5<sup>th</sup>:
  - 43 Spay/Neuter Surgeries
- Oildale Clinic December 8<sup>th</sup>:
  - 56 Spay/Neuter Surgeries
- East Bakersfield Clinic December 14<sup>th</sup>:
  - 42 Spay/Neuter Surgeries
- East Bakersfield Clinic December 20<sup>th</sup>:
  - 44 Spay/Neuter Surgeries



**Spay/Neuter  
Fiscal Year 2023/2024  
As of December 31, 2023**

	<b>Budgeted</b>	<b>Expended</b>	<b>Balance</b>	<b>BALANCE %</b>
VET COACH	277,000	108,750	168,250	60.74%
TNR	150,000	87,000	63,000	42.00%
LOW INCOME VOUCHERS	40,000	21,680	18,320	45.80%
SAVE THE PITTIES	15,000	5,260	9,740	64.93%
WORLD SPAY DAY	18,000	-	18,000	100.00%
<b>TOTAL</b>	<b>500,000</b>	<b>222,690</b>	<b>277,310</b>	<b>55.46%</b>

<b>VOUCHERS REDEEMED/SURGERIES</b>	<b>Dollar Amount</b>	<b>Surgeries</b>
Vet Coach (SNIP)	108,750	786
TNR	87,000	1,450
Low Income Vouchers	21,680	243
Save The Pitties	5,260	41
WORLD SPAY DAY	-	-
<b>Total</b>	<b>222,690</b>	<b>2,520</b>

<b>VOUCHER REDEMPTION RATE</b>	<b>88%</b>
<b>VOUCHERS OUTLYING</b>	<b>85%</b>
<b>VOUCHERS TARGETED AREA</b>	<b>88%</b>
<b>SAVE THE PITTIES REDEMPTION RATE</b>	<b>73%</b>

# SPAY/NEUTER VOUCHERS

## CATS

	Vouchers	Percent	Amount
Male	40	31%	\$2,000
Female	88	69%	\$6,280
<b>Total</b>	<b>128</b>	<b>100%</b>	<b>\$8,280</b>

## DOGS

Male	38	33%	\$4,150
Female	77	67%	\$9,250
<b>Total</b>	<b>115</b>	<b>100%</b>	<b>\$13,400</b>

Total Vouchers \$21,680

# SAVE THE PITTIES

	Vouchers	Percent	Amount
Male	21	51%	2,500
Female	20	49%	2,760
<b>Total</b>	<b>41</b>	<b>100%</b>	<b>\$5,260.00</b>

## TNR

	Number	Percent	Amount
Male	680	47%	\$40,800
Female	770	53%	\$46,200
<b>Total</b>	<b>1,450</b>	<b>100%</b>	<b>\$87,000</b>

## DOGS BY SIZE SPAY/NEUTER VOUCHERS SURGERIES AMOUNT

Female 1-20 lbs	32	\$3,230
Female 31-70 lbs	40	\$5,180
Female 70 + lbs	7	\$1,070
Male 1-70 lbs	31	\$3,240
Male 70+	5	\$680
<b>TOTAL</b>	<b>115</b>	<b>\$13,400.00</b>

	MALE	FEMALE	TOTAL
	CATS		
VOUCHERS	40	88	128
TNR	680	770	1,450
SN DAY	-	-	-
SNIP CATS	152	154	306
	DOGS		
VOUCHERS	38	77	115
STP	21	20	41
SN DAY	-	-	-
SNIP DOGS	199	281	480
Total	1,130	1,390	2,520
Percent	45%	55%	100%



Cats Outcomed through TNR by Zip Code  
7/1/2023 to 12/31/2023

Zip Code	N	S	Total
93203	10	17	27
93205	6	11	17
93206	0	2	2
93225	0	1	1
93240	14	15	29
93241	5	16	21
93243	1	1	2
93249	0	2	2
93250	1	1	2
93252	1	0	1
93263	10	9	19
93268	7	7	14
93280	8	8	16
93283	3	1	4
93285	13	8	21
93287	2	1	3
93304	15	12	27
93305	83	112	195
93306	61	84	145
93307	70	66	136
93308	90	103	193
93309	11	19	30
93312	71	62	133
93313	14	10	24
93314	80	109	189
93518	11	13	24
93561	93	80	173
Total	680	770	1,450

Year To Date

○ Adoption

- 4905

○ Rescue

- 2551

○ RTO

- 772



# 2023 Mega Pet Adoption

---





# Adoption Promotions



**\$20 ADOPTIONS!**

**3951 Fruitvale Avenue  
Bakersfield, California**

**\$20 ADOPTIONS!**

**MON - 10AM - 4PM  
WEDNESDAY - 2PM - 7PM**

**3951 Fruitvale Avenue  
Bakersfield, California**

**\$20 ADOPTIONS!**

**MON & TUE  
10AM - 4PM  
WEDNESDAY  
2PM - 7PM  
CLOSED  
THURSDAY & FRIDAY**

**3951 Fruitvale Avenue  
Bakersfield, California**

# Offsite Adoptions



**TODAY!**  
11am - 2pm!

**TODAY**  
11am - 2pm!



**Downtown Adoptions!**  
*Kern County Administration Building - 1115 Truxtun Avenue*

**\$20** **OUR FAVORITE SHELTER DOGS NEED HOMES!**



**DOGS FOR ADOPTION!**

**TODAY!**

Saturday, December 23rd  
12 noon - 5 pm



**PETCO**  
Gostford Road  
Kersfield 95512





# In the community




# Thanksgiving Feast






# Chupa's Story

---





# Chupa's Story



November/December 2023	Calls Per Area
Lake Isabella	179
Mojave	206
North County	98
Northeast	612
Northwest	468
Ridgecrest	68
Southeast	394
Southwest	227
Taft	205
Tehachapi	133
<b>Total</b>	<b>2,590</b>

# Field Services

- 139 dogs were returned to their owners in the field in November/December 2023.
- 212 dogs were secured on property by Animal Control Officers in November/December 2023.



## Field Services-CAF

---

November/December 2023	Calls
CAF-Breeder	7
CAF-Rescue	0
CAF-Kennel	0
CAF-Boarding	1
<b>Total</b>	<b>8</b>

- 0 Permits Issued/Inspections Passed
- 2 Inspection Failed
- 0 Citations Issued
- 64 Active CAF Permits





## Kern County Animal Services Intake/Outcome Data

Between 01/01/2022 and 12/31/2022

	Species						Totals			
	Canine			Feline						
	Adult	Up to 5 Months	Unknown Age	Canine Totals	Adult	Up to 5 Months		Unknown Age	Feline Totals	
Beginning Animal Count as of 01/01/2022	339	139	0	478	23	87	0	110	588	
INTAKES	Stray/At Large	4231	2244	3	6478	2144	1778	0	3922	10400
	Transferred in from Municipal Shelter	0	0	0	0	0	0	0	0	0
	Transferred in from Other Rescue Group	0	0	0	0	0	0	0	0	0
	Owner Requested Euthanasia	0	0	0	0	0	0	0	0	0
	Relinquished by Owner	557	216	0	773	61	72	0	133	906
	Other Intakes	89	24	0	113	9	0	0	9	122
	Total Intakes	4877	2484	3	7364	2214	1850	0	4064	11428
OUTCOMES	Adoptions	2157	1139	0	3296	233	1146	0	1379	4675
	Returned to Owner	547	32	3	582	12	0	0	12	594
	Transferred to Municipal Shelter	0	0	0	0	0	0	0	0	0
	Transferred to Other Rescue Group	754	784	0	1538	35	120	0	155	1693
	Other Live Outcomes	7	1	0	8	1690	6	0	1696	1704
	Total Live Outcomes	3465	1956	3	5424	1970	1272	0	3242	8666
	Died in Care	22	93	0	115	17	105	0	122	237
	Lost in Care	11	11	0	22	7	9	0	16	38
	Euthanasia	1569	292	0	1861	269	386	0	655	2516
	Owner Requested Euthanasia	0	0	0	0	0	0	0	0	0
Total Other Outcomes	1602	396	0	1998	293	500	0	793	2791	
Total Outcomes	5067	2352	3	7422	2263	1772	0	4035	11457	
Ending Animal Count as of 12/31/2022	334	86	0	420	59	80	0	139	559	
Save Rate	67.15%	84.06%	100.00%	72.87%	86.77%	72.97%	0.00%	80.49%	75.58%	

The save rate calculation is based on Total Intakes minus Total Other Outcomes / Total Intakes minus Owner Requested Euthanasia \*100



## Kern County Animal Services Intake/Outcome Data

Between 01/01/2023 and 12/31/2023

	Species						Totals		
	Canine			Feline					
	Adult	Up to 5 Months	Unknown Age	Canine Totals	Adult	Up to 5 Months	Unknown Age	Feline Totals	
Beginning Animal Count as of 01/01/2023	303	117	0	420	35	104	0	139	
INTAKES	Stray/At Large	5144	2988	0	8132	3540	1941	0	
	Transferred in from Municipal Shelter	0	0	0	0	0	0	0	
	Transferred in from Other Rescue Group	3	0	0	3	0	0	0	
	Owner Requested Euthanasia	0	0	0	0	0	0	0	
	Relinquished by Owner	689	274	0	963	66	61	0	
	Other Intakes	101	21	0	122	8	2	0	
	Total Intakes	5937	3283	0	9220	3614	2004	0	
	OUTCOMES	Adoptions	2217	1248	0	3465	244	1196	0
		Returned to Owner	704	54	0	758	13	1	0
Transferred to Municipal Shelter		0	0	0	0	0	0	0	
Transferred to Other Rescue Group		1271	1095	0	2366	73	112	0	
Other Live Outcomes		25	3	0	28	2954	18	0	
Total Live Outcomes		4217	2400	0	6617	3284	1327	0	
Died in Care		29	146	0	175	21	107	0	
Lost in Care		22	13	0	35	21	9	0	
Euthanasia		1940	518	0	2458	332	493	0	
Owner Requested Euthanasia		0	0	0	0	0	0	0	
Total Other Outcomes	1991	677	0	2668	374	609	0		
Total Outcomes	6208	3077	0	9285	3658	1936	0		
Ending Animal Count as of 12/31/2023	283	72	0	355	73	90	0		
Save Rate	66.46%	79.38%	0.00%	71.06%	89.65%	69.61%	0.00%		

The save rate calculation is based on Total Intakes minus Total Other Outcomes / Total Intakes minus Owner Requested Euthanasia \*100





## Kern County Animal Services Intake/Outcome Data

Between 11/01/2022 and 12/31/2022

	Species						Totals				
	Adult	Canine		Adult	Feline						
		Up to 5 Months	Unknown Age		Totals	Up to 5 Months		Unknown Age	Totals		
Beginning Animal Count as of 11/01/2022	299	149	0	448	33	241	0	724			
INTAKES	Stray/At Large	748	290	0	1038	467	139	0	606	1644	
	Transferred in from Municipal Shelter	0	0	0	0	0	0	0	0	0	
	Transferred in from Other Rescue Group	0	0	0	0	0	0	0	0	0	
	Owner Requested Euthanasia	0	0	0	0	0	0	0	0	0	
	Relinquished by Owner	108	34	0	142	5	10	0	15	157	
	Other Intakes	21	1	0	22	1	0	0	1	23	
	Total Intakes	877	325	0	1202	473	149	0	622	1824	
	OUTCOMES	Adoptions	365	148	0	513	47	229	0	276	789
		Returned to Owner	116	7	0	123	1	0	0	1	124
Transferred to Municipal Shelter		0	0	0	0	0	0	0	0	0	
Transferred to Other Rescue Group		151	112	0	263	3	10	0	13	276	
Other Live Outcomes		2	0	0	2	385	0	0	385	387	
Total Live Outcomes		634	267	0	901	436	239	0	675	1576	
Died in Care		2	29	0	31	5	9	0	14	45	
Lost in Care		4	2	0	6	3	0	0	3	9	
Euthanasia		262	30	0	292	40	25	0	65	357	
Owner Requested Euthanasia		0	0	0	0	0	0	0	0	0	
Total Other Outcomes	268	61	0	329	48	34	0	82	411		
Total Outcomes	902	328	0	1230	484	273	0	757	1987		
Ending Animal Count as of 12/31/2022	334	86	0	420	59	80	0	139	559		
Save Rate	69.44%	81.23%	0.00%	72.63%	89.85%	77.18%	0.00%	86.82%	77.47%		

The save rate calculation is based on Total Intakes minus Total Other Outcomes / Total Intakes minus Owner Requested Euthanasia \*\*100





# Volunteer Program

- November/December 2023:
  - 962.14 hours of service were donated
  - 69 new volunteers
  - 167 active volunteers
  - To date, 6,751.92 hours of service have been donated