



Kern County Animal Services

Director's Monthly
Report
April 2016

Program Highlights

Rescue

- Rescue partners helped place 318 animals in April

Foster

- KCAS Foster program continues to grow, and in the month of April 193 animals entered foster care

TNR

- In 2013 KCAS implemented a Trap-Neuter-Return (TNR) program. Through April 2016, 4,231 cats have been altered through the TNR Program

Spay/Neuter clinics

- In April KCAS held three successful mobile spay/neuter clinics:
 - April 4th in Lamont
 - April 13th – 16th in Lake Isabella
 - April 27th – 28th in Lake Isabella
- 30 surgeries were performed during each day of the mobile clinics

Offsite vaccination clinics

- April 9th, 2016 –
Lake Isabella Park
 - 207 Rabies
 - 111 DHPP
 - 205 Licenses
 - 75 free microchips
 - 15 FVRCP

- April 23rd, 2016 –
Heritage Park
 - 216 Rabies
 - 132 DHPP
 - 234 Licenses
 - 24 microchips
 - 1 FVRCP

Wednesday evening vaccination clinics

- April 6th
 - 127 Rabies
 - 80 DHPP
 - 118 Licenses
 - 18 microchips
 - 4 FVRCP

- April 13th
 - 125 Rabies
 - 78 DHPP
 - 116 Licenses
 - 18 microchips
 - 4 FVRCP

- April 20th
 - 49 Rabies
 - 51 DHPP
 - 51 Licenses
 - 16 microchips
 - 2 FVRCP

Between October 2012 and April 2016 KCAS has implanted 11,467 microchips

Adoptions


- 344 animals went to their forever homes in April.
- Year-to-date 1,366 animals have been adopted
- 28 Cats were adopted from Petco locations in April and 248 have been adopted from Petco year-to-date



Events



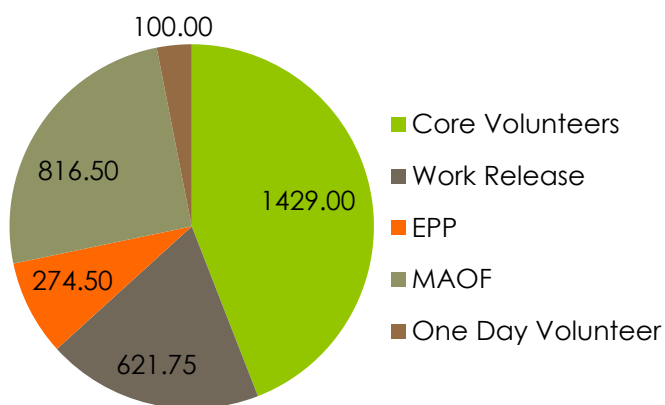
- KCAS held an Volunteer Recruitment Open House on April 16th to end National Volunteer Week. Danny Spanks from KRAB radio came out to support the department.



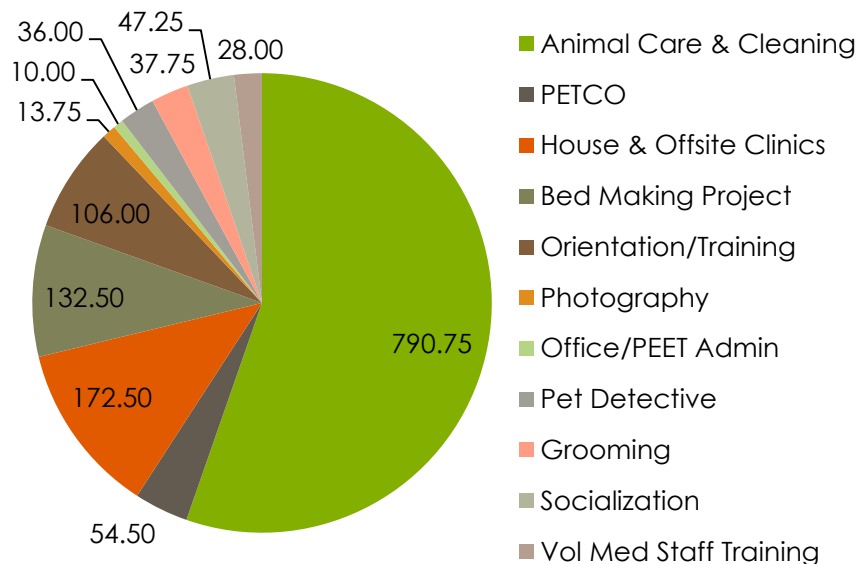
Volunteers

- Volunteers donated approximately 3,241 total hours in April which is equivalent to 18.7 staff members
- The value that has been given back to KCAS by volunteers is approximately \$80,233

Hours



Work Performed



Field Services

April	Calls Per Area
Lake Isabella	66
Mojave	81
North County	86
Northeast	442
Northwest	277
Ridgecrest	39
Southeast	287
Southwest	189
Taft	122
Tehachapi	48
Total	1637

- 15 dogs were returned to their owners in the field in the month of April.
- 76 dogs were secured on property by Animal Control Officers in the month of April.



Kennel Intake Comparisons

"All Jurisdictions"

1/1/15 to 4/30/15

1/1/16 to 4/30/16

Dogs				
Adopt Return	53	77	↑	45.3 %
Quarantine	30	21	↓	30.0 %
Seizure	33	88	↑	166.7 %
Stray	2,514	2,338	↓	7.0 %
Owner Surrender	476	490	↑	2.9 %
Others	118	166	↑	40.7 %
Total Dogs Received:	3,224	3,180	↓	1.4 %
Cats				
Adopt Return	11	14	↑	27.3 %
Quarantine	1	0	↓	100.0 %
Seizure	5	130	↑	2500.0 %
Stray	1,419	1,575	↑	11.0 %
Owner Surrender	250	146	↓	41.6 %
Others	2	4	↑	100.0 %
Total Cats Received:	1,688	1,869	↑	10.7 %
Others				
Adopt Return	0	1	↑	100.0 %
Seizure	15	87	↑	480.0 %
Stray	139	26	↓	81.3 %
Owner Surrender	0	1	↑	100.0 %
Others	11	1	↓	90.9 %
Total Others Received:	165	116	↓	29.7 %
Total Intakes:	5,077	5,165	↑	1.7 %

"County"
(including Arvin & Tehachapi City)

1/1/15 to 4/30/15

1/1/16 to 4/30/16

Dogs				
Adoption Return	33	33	↑	- %
Quarantine	30	21	↓	30.0 %
Seizure	33	88	↑	166.7 %
Stray	2,497	2,318	↓	7.2 %
Owner Surrender	464	466	↑	0.4 %
Others	117	166	↑	41.9 %
Total Dogs Received:	3,174	3,092	↓	2.6 %
Cats				
Adoption Return	10	8	↓	20.0 %
Quarantine	1	0	↓	100.0 %
Seizure	5	130	↑	2500.0 %
Stray	1,390	1,542	↑	10.9 %
Owner Surrender	246	141	↓	42.7 %
Others	2	4	↑	100.0 %
Total Cats Received:	1,654	1,825	↑	10.3 %
Others				
Adoption Return	0	1	↑	100.0 %
Seizure	15	87	↑	480.0 %
Stray	139	26	↓	81.3 %
Owner Surrender	0	1	↑	100.0 %
Others	11	1	↓	90.9 %
Total Others Received:	165	116	↓	29.7 %
Total Intakes:	4,993	5,033	↑	0.8 %

"City of Bakersfield"

1/1/15 to 4/30/15

1/1/16 to 4/30/16

Dogs				
Adoption Return	20	44	↑	120.0 %
Stray	17	20	↑	17.6 %
Owner Surrender	12	24	↑	100.0 %
Others	1	0	↓	100.0 %
Total Dogs Received:	50	88	↑	76.0 %
Cats				
Adoption Return	1	6	↑	500.0 %
Stray	29	33	↑	13.8 %
Owner Surrender	4	5	↑	25.0 %
Total Cats Received:	34	44	↑	29.4 %
Total Intakes:	84	132	↑	57.1 %



Kennel Outcome Comparisons

"All Jurisdictions"

1/1/15 to 4/30/15

1/1/16 to 4/30/16

Dogs				
Adoption	694	969	↑	39.6 %
Rescue	826	850	↑	2.9 %
Return to Owner	234	274	↑	17.1 %
Euthanasia	1,329	996	↓	25.1 %
Transfer	3	2	↓	33.3 %
Others	206	189	↓	8.3 %
Total Dogs Dispositioned:	3,292	3,280	↓	0.4 %
Cats				
Adoption	157	385	↑	145.2 %
Rescue	170	235	↑	38.2 %
Return to Owner	8	4	↓	50.0 %
Euthanasia	624	532	↓	14.7 %
TNR	491	406	↓	17.3 %
Others	155	156	↑	0.6 %
Total Cats Dispositioned:	1,605	1,718	↑	7.0 %
Others				
Adoption	20	70	↑	250.0 %
Rescue	12	13	↑	8.3 %
Return to Owner	6	2	↓	66.7 %
Euthanasia	58	11	↓	81.0 %
Transfer	1	2	↑	100.0 %
Others	69	14	↓	79.7 %
Total Others Dispositioned:	166	112	↓	32.5 %
Total Outcomes:	5,063	5,110	↑	0.9 %

"County"				
(including Arvin & Tehachapi City)				
	1/1/15 to 4/30/15	1/1/16 to 4/30/16		
Dogs				
Adoption	672	899	↑	33.8 %
Rescue	808	817	↑	1.1 %
Return to Owner	230	272	↑	18.3 %
Euthanasia	1,317	970	↓	26.3 %
Transfer	3	2	↓	33.3 %
Others	206	183	↓	11.2 %
Total Dogs Dispositioned:	3,236	3,143	↓	2.9 %
Cats				
Adoption	155	345	↑	122.6 %
Rescue	170	232	↑	36.5 %
Return to Owner	8	4	↓	50.0 %
Euthanasia	598	511	↓	14.5 %
TNR	488	404	↓	17.2 %
Others	155	155	↓	- %
Total Cats Dispositioned:	1,574	1,651	↑	4.9 %
Others				
Adoption	20	70	↑	250.0 %
Rescue	12	13	↑	8.3 %
Return to Owner	6	2	↓	66.7 %
Euthanasia	58	11	↓	81.0 %
Transfer	1	2	↑	100.0 %
Others	69	14	↓	79.7 %
Total Others Dispositioned:	166	112	↓	32.5 %
Total Outcomes:	4,976	4,906	↓	1.4 %

<i>"City of Bakersfield"</i>	1/1/15 to 4/30/15	1/1/16 to 4/30/16		
Dogs				
Adoption	22	70	↑	218.2 %
Rescue	18	33	↑	83.3 %
Return to Owner	4	2	↓	50.0 %
Euthanasia	12	26	↑	116.7 %
Others	0	6	↑	600.0 %
Total Dogs Dispositioned:	56	137	↑	144.6 %
Cats				
Adoption	2	40	↑	1900.0 %
Rescue	0	3	↑	300.0 %
Euthanasia	26	21	↓	19.2 %
TNR	3	2	↓	33.3 %
Others	0	1	↑	100.0 %
Total Cats Dispositioned:	31	67	↑	116.1 %
Total Outcomes:	87	204	↑	134.5 %



Euthanasia Comparisons

"All Jurisdictions"

1/1/15 to 4/30/15

1/1/16 to 4/30/16

Humane/Not Adoptable				
Total Humane/Not Adoptable Dispositioned:	756	600	↓	20.6 %
Temperment				
Total Temperment Dispositioned:	412	289	↓	29.9 %
Medical Issues				
Total Medical Issues Dispositioned:	474	415	↓	12.4 %
Too Young				
Total Too Young Dispositioned:	352	213	↓	39.5 %
Others				
Total Others Dispositioned:	3,069	3,593	↑	17.1 %
Total Outcomes:	5,063	5,110	↑	0.9 %