



Kern County Animal Services

Director's Monthly
Report
June 2016

Program Highlights

Rescue

- Rescue partners helped place 169 animals in June

Foster

- KCAS Foster program continues to grow, and in the month of June 101 animals entered foster care

TNR

- In 2013 KCAS implemented a Trap-Neuter-Return (TNR) program. Through June 2016, 4,499 cats have been altered through the TNR Program

Spay/Neuter clinics

- In June KCAS held three successful mobile spay/neuter clinics:
 - June 16th – 17th – Lake Isabella
 - June 23rd – 24th - Lamont

Offsite vaccination clinics

- June 11th, 2016 –
Greenacres Park
 - 105 Rabies
 - 63 DHPP
 - 114 Licenses
 - 21 microchips
 - 4 FVRCP

Wednesday evening vaccination clinics

- June 1st
 - 43 Rabies
 - 48 DHPP
 - 36 Licenses
 - 3 microchips
 - 2 FVRCP

- June 8th
 - 46 Rabies
 - 49 DHPP
 - 45 Licenses
 - 10 microchips
 - 5 FVRCP


- June 15th
 - 64 Rabies
 - 63 DHPP
 - 63 Licenses
 - 12 microchips
 - 7 FVRCP

- June 22nd
 - 41 Rabies
 - 33 DHPP
 - 43 Licenses
 - 19 microchips
 - 10 FVRCP

- June 29th
 - 33 Rabies
 - 50 DHPP
 - 26 Licenses
 - 3 microchips
 - 9 FVRCP

Adoptions

- 566 animals went to their forever homes in June.
- Year-to-date 2,399 animals have been adopted
- 30 Cats were adopted from Petco locations in June and 297 have been adopted from Petco year-to-date



Events

Adopt Dad's Best Friend!
 June Adoptions
 \$20 Dogs
 \$10 Cats

He will love you forever

ANIMAL SERVICES 661-868-7100

Lake Isabella Bakersfield Mojave

WORLD'S BEST DAD

KERN COUNTY ANIMAL SERVICES & PETCO PRESENT

CATAPALOOZA!

TODAY!

\$5 ADOPTION FEES!
 ALL CATS SPAYED OR NEUTERED, VACCINATED, AND MICROCHIPPED.

ADOPT YOUR FELINE BFF TODAY!

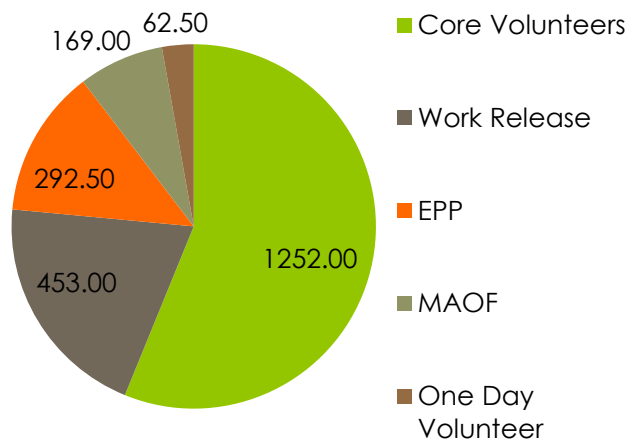
CALL (661) 868-7100 OR VISIT WWW.CO.KERN.CA.US/ACD FOR MORE INFORMATION.

ANIMAL SERVICES petco

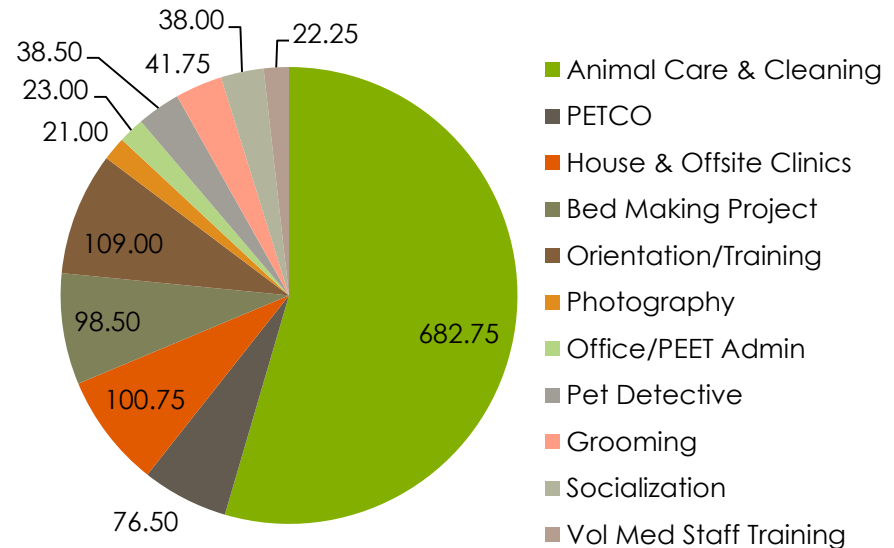
Volunteers

- Volunteers donated approximately 2,229 total hours in June which is equivalent to 13.2 staff members
- The value that has been given back to KCAS by volunteers is approximately \$55,168

Hours



Work Performed



Field Services

June	Calls Per Area
Lake Isabella	164
Mojave	107
North County	56
Northeast	294
Northwest	246
Ridgecrest	29
Southeast	192
Southwest	240
Taft	136
Tehachapi	39
Total	1,503

- 9 dogs were returned to their owners in the field in the month of June.
- 45 dogs were secured on property by Animal Control Officers in the month of June.



Kennel Intake Comparisons

"All Jurisdictions"

1/1/15 to 6/30/15

1/1/16 to 6/30/16

Dogs				
Adopt Return	78	135	↑	73.1 %
Quarantine	36	31	↓	13.9 %
Seizure	69	146	↑	111.6 %
Stray	3,750	3,354	↓	10.6 %
Owner Surrender	659	716	↑	8.6 %
Others	173	244	↑	41.0 %
Total Dogs Received:	4,765	4,626	↓	2.9 %
Cats				
Adopt Return	20	29	↑	45.0 %
Quarantine	2	0	↓	100.0 %
Seizure	111	187	↑	68.5 %
Stray	2,667	2,981	↑	11.8 %
Owner Surrender	312	199	↓	36.2 %
Others	30	12	↓	60.0 %
Total Cats Received:	3,142	3,408	↑	8.5 %
Others				
Adopt Return	0	1	↑	100.0 %
Seizure	41	172	↑	319.5 %
Stray	156	38	↓	75.6 %
Owner Surrender	11	3	↓	72.7 %
Others	14	10	↓	28.6 %
Total Others Received:	222	224	↑	0.9 %
Total Intakes:	8,129	8,258	↑	1.6 %

"County"
(including Arvin & Tehachapi City)

1/1/15 to 6/30/15

1/1/16 to 6/30/16

Dogs				
Adoption Return	46	61	↑	32.6 %
Quarantine	36	31	↓	13.9 %
Seizure	69	146	↑	111.6 %
Stray	3,722	3,309	↓	11.1 %
Owner Surrender	642	677	↑	5.5 %
Others	170	244	↑	43.5 %
Total Dogs Received:	4,685	4,468	↓	4.6 %
Cats				
Adoption Return	15	18	↑	20.0 %
Quarantine	2	0	↓	100.0 %
Seizure	111	187	↑	68.5 %
Stray	2,587	2,856	↑	10.4 %
Owner Surrender	308	194	↓	37.0 %
Others	23	12	↓	47.8 %
Total Cats Received:	3,046	3,267	↑	7.3 %
Others				
Adoption Return	0	1	↑	100.0 %
Seizure	41	172	↑	319.5 %
Stray	156	37	↓	76.3 %
Owner Surrender	11	3	↓	72.7 %
Others	14	10	↓	28.6 %
Total Others Received:	222	223	↑	0.5 %
Total Intakes:	7,953	7,958	↑	0.1 %



Kennel Outcome Comparisons

"All Jurisdictions"

1/1/15 to 6/30/15

1/1/16 to 6/30/16

Dogs				
Adoption	1,024	1,541	↑	50.5 %
Rescue	1,102	1,064	↓	3.4 %
Return to Owner	348	389	↑	11.8 %
Euthanasia	1,985	1,459	↓	26.5 %
Transfer	3	3	↓	- %
Others	304	250	↓	17.8 %
Total Dogs Dispositioned:	4,766	4,706	↓	1.3 %
Cats				
Adoption	383	754	↑	96.9 %
Rescue	255	255	↓	- %
Return to Owner	19	7	↓	63.2 %
Euthanasia	1,374	1,202	↓	12.5 %
TNR	678	673	↓	0.7 %
Others	228	217	↓	4.8 %
Total Cats Dispositioned:	2,937	3,108	↑	5.8 %
Others				
Adoption	46	90	↑	95.7 %
Rescue	16	64	↑	300.0 %
Return to Owner	9	3	↓	66.7 %
Euthanasia	67	21	↓	68.7 %
Transfer	1	7	↑	600.0 %
Others	80	19	↓	76.3 %
Total Others Dispositioned:	219	204	↓	6.8 %
Total Outcomes:	7,922	8,018	↑	1.2 %

"County"**(including Arvin & Tehachapi City)****1/1/15 to 6/30/15****1/1/16 to 6/30/16****Dogs**

Adoption	992	1,415	↑	42.6 %
Rescue	1,082	1,025	↓	5.3 %
Return to Owner	341	383	↑	12.3 %
Euthanasia	1,968	1,413	↓	28.2 %
Transfer	3	3	↓	- %
Others	302	243	↓	19.5 %
Total Dogs Dispositioned:	4,688	4,482	↓	4.4 %

Cats

Adoption	348	620	↑	78.2 %
Rescue	255	252	↓	1.2 %
Return to Owner	19	6	↓	68.4 %
Euthanasia	1,309	1,126	↓	14.0 %
TNR	673	656	↓	2.5 %
Others	223	214	↓	4.0 %
Total Cats Dispositioned:	2,827	2,874	↑	1.7 %

Others

Adoption	46	90	↑	95.7 %
Rescue	16	64	↑	300.0 %
Return to Owner	9	3	↓	66.7 %
Euthanasia	67	21	↓	68.7 %
Transfer	1	7	↑	600.0 %
Others	80	19	↓	76.3 %
Total Others Dispositioned:	219	204	↓	6.8 %

Total Outcomes:	7,734	7,560	↓	2.2 %
------------------------	--------------	--------------	---	--------------

"City of Bakersfield**1/1/15 to 6/30/15****1/1/16 to 6/30/16****Dogs**

Adoption	32	126	↑	293.8 %
Rescue	20	39	↑	95.0 %
Return to Owner	7	6	↓	14.3 %
Euthanasia	17	46	↑	170.6 %
Others	2	7	↑	250.0 %
Total Dogs Dispositioned:	78	224	↑	187.2 %

Cats

Adoption	35	134	↑	282.9 %
Rescue	0	3	↑	300.0 %
Return to Owner	0	1	↑	100.0 %
Euthanasia	65	76	↑	16.9 %
TNR	5	17	↑	240.0 %
Others	5	3	↓	40.0 %
Total Cats Dispositioned:	110	234	↑	112.7 %

Total Outcomes:	188	458	↑	143.6 %
------------------------	------------	------------	---	----------------



Euthanasia Comparisons

"All Jurisdictions"

1/1/15 to 6/30/15

1/1/16 to 6/30/16

Humane/Not Adoptable				
Total Humane/Not Adoptable Dispositioned:	1,116	819	↓	26.6 %
Temperment				
Total Temperment Dispositioned:	582	432	↓	25.8 %
Medical Issues				
Total Medical Issues Dispositioned:	827	644	↓	22.1 %
Too Young				
Total Too Young Dispositioned:	881	735	↓	16.6 %
Others				
Total Others Dispositioned:	4,516	5,388	↑	19.3 %
Total Outcomes:	7,922	8,018	↑	1.2 %