


Kern County Animal Services

Director's Report

April 2024



Program Highlights

Foster

- 37 dogs, 47 puppies, 5 cats and 116 kittens entered the Department's Foster Care Program for a total of 205 animals in the month of April.

TNR

- 146 cats were spayed or neutered and released in April 2024. Year-to-date, 702 cats have gone through the program, and since 2013 20,302 cats have been spayed or neutered, and returned to field.

Adoption

- 177 dogs, 92 puppies, 27 cats, and 56 kittens under 5 months of age were adopted for a total of 352 animals adopted from Kern County Animal Shelters in April 2024.

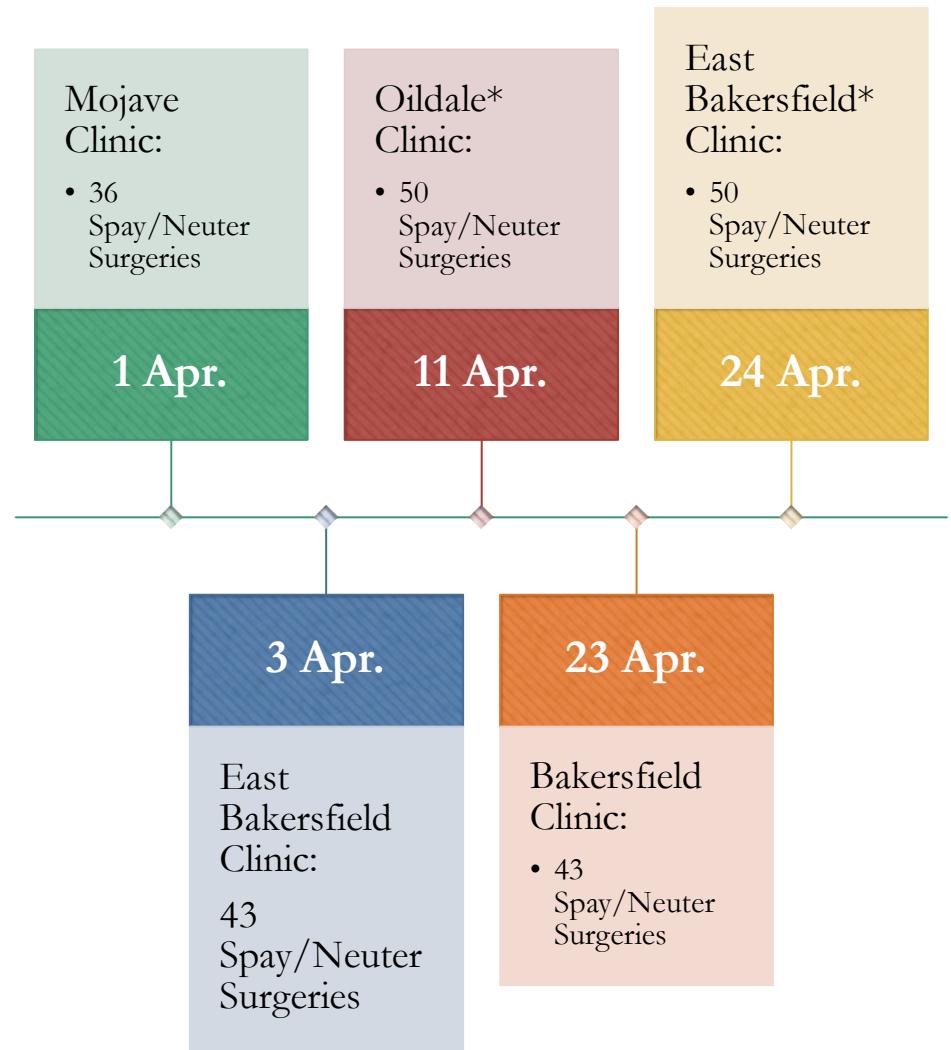
Vaccination Clinics

- April 2024

- 231 Rabies
- 359 DHPP
- 47 FVRCP
- 113 Microchips

No-Cost Feline and Canine Vaccines Provided by Petco Love

Spay/Neuter Program 222 Animals



* Collaboration with SOS Dog Rescue

**Spay/Neuter
Fiscal Year 2023/2024
As of April 30, 2024**

	Budgeted	Expended	Balance	BALANCE %
VET COACH	275,500	225,000	50,500	18.33%
TNR	150,000	128,400	21,600	14.40%
LOW INCOME VOUCHERS	40,000	34,695	5,305	13.26%
SAVE THE PITTIES	15,000	11,880	3,120	20.80%
WORLD SPAY DAY	19,500	19,040	460	2.36%
TOTAL	500,000	419,015	80,985	16.20%

VOUCHERS REDEEMED/SURGERIES	Dollar Amount	Surgeries
Vet Coach (SNIP)	225,000	1,690
TNR	128,400	2,140
Low Income Vouchers	34,695	382
Save The Pitties	11,880	93
WORLD SPAY DAY	19,040	108
Total	419,015	4,413

VOUCHER REDEMPTION RATE	80%
VOUCHERS OUTLYING	78%
VOUCHERS TARGETED AREA	81%
SAVE THE PITTIES REDEMPTION RATE	75%

SPAY/NEUTER VOUCHER PROGRAM STATISTICS
FISCAL YEAR 2023/2024

SPAY/NEUTER VOUCHERS

CATS

	Vouchers	Percent	Amount
Male	63	33%	\$3,150
Female	128	67%	\$9,330
Total	191	100%	\$12,480

DOGS

Male	70	37%	\$7,650
Female	121	63%	\$14,565
Total	191	100%	\$22,215

Total Vouchers \$34,695

SAVE THE PITTIES

	Vouchers	Percent	Amount
Male	41	44%	\$4,600.00
Female	52	56%	\$7,280.00
Total	93	100%	\$11,880.00

TNR

	Number	Percent	Amount
Male	985	46%	\$59,100
Female	1,155	54%	\$69,300
Total	2,140	100%	\$128,400

DOGS BY SIZE SPAY/NEUTER VOUCHERS
SURGERIES AMOUNT

Female 1-20 lbs	51	\$5,150
Female 31-70 lbs	56	\$7,290
Female 70 + lbs	13	\$1,995
Male 1-70 lbs	61	\$6,450
Male 70+	10	\$1,330
TOTAL	191	\$22,215.00

	MALE	FEMALE	TOTAL
	CATS		
VOUCHERS	63	128	191
TNR	985	1,155	2,140
SN DAY	29	30	59
SNIP CATS	322	325	647
	DOGS		
VOUCHERS	70	121	191
STP	41	52	93
SN DAY	27	22	49
SNIP DOGS	475	568	1,043
Total	2,012	2,401	4,413
Percent	46%	54%	100%

Cats Outcomed through TNR by Zip Code
7/1/2023 to 4/30/2024

Zip Code	N	S	Total
93203	10	22	32
93205	10	17	27
93206	0	2	2
93225	0	1	1
93240	19	25	44
93241	7	23	30
93243	1	1	2
93249	0	2	2
93250	1	1	2
93252	1	0	1
93263	10	9	19
93268	7	8	15
93280	8	8	16
93283	3	3	6
93285	16	11	27
93287	2	1	3
93304	39	51	90
93305	153	166	319
93306	71	104	175
93307	82	85	167
93308	104	125	229
93309	21	32	53
93312	127	138	265
93313	14	10	24
93314	138	168	306
93501	0	2	2
93518	13	17	30
93561	128	123	251
Total	985	1,155	2,140

Year To Date

○ Adoption

- 1432

○ Rescue

- 1154

○ RTO

- 299

Adoptions Promos

KERN COUNTY *ANIMAL* SERVICES!



\$10 ADOPTIONS!

\$10 ADOPTIONS! ALL ANIMALS! ALL APRIL!

**SOME ANIMALS SHOWN MAY NOT BE AVAILABLE AT THIS TIME*

3951 FRUITVALE AVE, BAKERSFIELD CA



KERN COUNTY ANIMAL SERVICES

Animal Care Professional Appreciation Week





Animal Services

Out in the community



Cap's Adventure...



Long time coming...



Scottish Games



Volunteer Appreciation Week



Shelter Transport

33 dogs to norcal!



Streets of Bakersfield

STREETS OF BAKERSFIELD
TAKE A SHELTER DOG OUT FOR THE DAY!

**SATURDAY,
APRIL 13TH**

PICK UP 10 AM - 12 NOON
RETURN BY 3:30 PM

3951 FRUITVALE AVE
BAKERSFIELD 93308

SCAN FOR APPLICATION



Streets of Bakersfield
Take a shelter dog out for the day!

**Saturday
April 27th**

Pick up 10 am to 12 noon
Return by 3:30

3951 Fruitvale Ave
Bakersfield 93308

Scan for application



Adoption events in the community...



Bark in the Park



Tammy



If TAMMY could talk... What a sad story she would tell. Tammy fell into a well - 30 feet down - and was there for at least 2 days! Luckily someone heard her cries and reached out to us for help. KCAS Animal Control Officer Linebarger showed up and was able to "fish" her out of the well. Needless to say, it was a LONG process. But it ended with Officer Linebarger saving Tammy's life. Once back at the shelter, Tammy was examined by our medical team. Unfortunately, she suffered an injury to one of her front legs, but thankfully that was the worst of it. She's also very, very matted with foxtails embedded in her fur, so she's gonna get one heck of a haircut in the morning! But when all is said and done, Tammy will be looking for her forever home soon! Our medical team is very attached to her and say she's a very affectionate kitty!

Simba



KCAS Animal Control Officer Sugg picked up an injured dog on top of an Alpine Forest mountain in Tehachapi. The dog was injured and appeared to have been attacked by wildlife. The dog was microchipped. The dog's name was Simba. And with the help of fellow KCAS Animal Control Officer Hocket, Simba's owner was notified that Simba had been found. Simba's family was so happy! Simba had been missing for approximately 3 weeks!

But how did Simba wind-up on a mountain in Tehachapi? Now THAT'S a story...

As 1 out of 3 dogs do in their lifetime, Simba went missing from his home north of the river. Some time later, based on social media postings, a person picked Simba up. But then decided they weren't able to follow through on picking up a stray dog - And turned him loose at Lake Woolomes, 30 minutes north, near Delano. (URGH!!!)

Luckily for Simba, he was picked up again by someone new. They set off in the opposite direction, over an hour south, to Tehachapi. But during a stop near Brite Lake, Simba got loose and escaped! (URGH!!!) He was lost and alone again! For the 3rd time since leaving his home in Bakersfield.

Eventually, Simba was spotted, injured, on top of an Alpine Forest mountain. That's where KCAS ACOs Sugg and Hocket came in. Simba was immediately scanned for a microchip, and his family was notified. Simba has been reunited with his family, and even more special, the autistic child who is his best friend.

Think of Simba's 3 week journey - From Bakersfield, to Delano, to Tehachapi, and back to Bakersfield.

This happy ending and reunion never would have happened if it wasn't for Simba's (up to date) microchip. Microchips save lives, and reunite pets with their owners every single day. If you've got a pet - microchip it!

April 2024	Calls Per Area
Lake Isabella	48
Mojave	129
North County	79
Northeast	281
Northwest	311
Ridgecrest	18
Southeast	206
Southwest	171
Taft	118
Tehachapi	58
Total	1,419

Field Services

- 58 dogs were returned to their owners in the field in April 2024.
- 89 dogs were secured on property by Animal Control Officers in April 2024.

Field Services-CAF

April 2024	Calls
CAF-Breeder	39
CAF-Rescue	0
CAF-Kennel	0
CAF-Boarding	4
Total	43

- 3 Permits Issued/Inspections Passed
- 8 Inspection Failed
- 8 Citations Issued
- 66 Active CAF Permits



Kern County Animal Services Intake/Outcome Data

Between 01/01/2023 and 04/30/2023

	Species							Totals			
	Canine			Feline							
	Adult	Up to 5 Months	Unknown Age	Totals	Adult	Up to 5 Months	Unknown Age		Totals		
Beginning Animal Count as of 01/01/2023	303	117	0	420	34	101	0	135	555		
INTAKES	Stray/At Large	1713	958	0	2671	1254	272	0	1526	4197	
	Transferred in from Municipal Shelter	0	0	0	0	0	0	0	0	0	
	Transferred in from Other Rescue Group	0	0	0	0	0	0	0	0	0	
	Owner Requested Euthanasia	0	0	0	0	0	0	0	0	0	
	Relinquished by Owner	216	112	0	328	36	5	0	41	369	
	Other Intakes	27	1	0	28	5	0	0	5	33	
	Total Intakes	1956	1071	0	3027	1295	277	0	1572	4599	
	OUTCOMES	Adoptions	754	451	0	1205	102	101	0	203	1408
		Returned to Owner	240	10	0	250	9	0	0	9	259
		Transferred to Municipal Shelter	0	0	0	0	0	0	0	0	0
Transferred to Other Rescue Group		459	336	0	795	29	12	0	41	836	
Other Live Outcomes		20	1	0	21	1046	0	0	1046	1067	
Total Live Outcomes		1473	798	0	2271	1186	113	0	1299	3570	
Died in Care		7	29	0	36	5	25	0	30	66	
Lost in Care		7	1	0	8	8	0	0	8	16	
Euthanasia		563	88	0	651	115	38	0	153	804	
Owner Requested Euthanasia		0	0	0	0	0	0	0	0	0	
Total Other Outcomes	577	118	0	695	128	63	0	191	886		
Total Outcomes	2050	916	0	2966	1314	176	0	1490	4456		
Ending Animal Count as of 04/30/2023	319	162	0	481	50	167	0	217	698		
Save Rate	70.50%	88.98%	0.00%	77.04%	90.12%	77.26%	0.00%	87.85%	80.73%		

The save rate calculation is based on Total Intakes minus Total Other Outcomes / Total Intakes minus Owner Requested Euthanasia *100



Kern County Animal Services Intake/Outcome Data

Between 04/01/2023 and 04/30/2023

	Species							Totals			
	Canine			Canine		Feline					
	Adult	Up to 5 Months	Unknown Age	Totals	Adult	Up to 5 Months	Unknown Age		Totals		
Beginning Animal Count as of 04/01/2023	289	217	0	506	41	87	0	128	634		
INTAKES	Stray/At Large	393	258	0	651	281	163	0	444	1095	
	Transferred in from Municipal Shelter	0	0	0	0	0	0	0	0	0	
	Transferred in from Other Rescue Group	0	0	0	0	0	0	0	0	0	
	Owner Requested Euthanasia	0	0	0	0	0	0	0	0	0	
	Relinquished by Owner	50	35	0	85	3	0	0	3	88	
	Other Intakes	9	0	0	9	4	0	0	4	13	
	Total Intakes	452	293	0	745	288	163	0	451	1196	
	OUTCOMES	Adoptions	178	101	0	279	21	16	0	37	316
		Returned to Owner	69	5	0	74	5	0	0	5	79
		Transferred to Municipal Shelter	0	0	0	0	0	0	0	0	0
Transferred to Other Rescue Group		85	120	0	205	14	2	0	16	221	
Other Live Outcomes		16	0	0	16	228	0	0	228	244	
Total Live Outcomes		348	226	0	574	268	18	0	286	860	
Died in Care		1	8	0	9	0	16	0	16	25	
Lost in Care		2	1	0	3	2	0	0	2	5	
Euthanasia		142	42	0	184	35	23	0	58	242	
Owner Requested Euthanasia		0	0	0	0	0	0	0	0	0	
Total Other Outcomes	145	51	0	196	37	39	0	76	272		
Total Outcomes	493	277	0	770	305	57	0	362	1132		
Ending Animal Count as of 04/30/2023	319	162	0	481	50	167	0	217	698		
Save Rate	67.92%	82.59%	0.00%	73.69%	87.15%	76.07%	0.00%	83.15%	77.26%		

The save rate calculation is based on Total Intakes minus Total Other Outcomes / Total Intakes minus Owner Requested Euthanasia *100



Kern County Animal Services Intake/Outcome Data

Between 04/01/2024 and 04/30/2024

Species										Totals	
Canine			Canine		Feline			Feline			
Adult	Up to 5 Months	Unknown Age	Totals	Adult	Up to 5 Months	Unknown Age	Totals				
Beginning Animal Count as of 04/01/2024											
320	117	0	437	22	128	0	150	587			
Beginning Animal Count as of 04/30/2024											
Stray/At Large											
417	310	0	727	215	171	0	386	1113			
INTAKES											
Transferred in from Municipal Shelter											
0	0	0	0	0	0	0	0	0			
Transferred in from Other Rescue Group											
0	0	0	0	0	0	0	0	0			
Owner Requested Euthanasia											
0	0	0	0	0	0	0	0	0			
Relinquished by Owner											
65	22	0	87	9	11	0	20	107			
5	1	0	6	0	0	0	0	6			
Other Intakes											
487	333	0	820	224	182	0	406	1226			
ADOPTIONS											
Adoptions											
177	92	0	269	27	56	0	83	352			
Returned to Owner											
58	4	0	62	0	0	0	0	62			
Transferred to Municipal Shelter											
0	0	0	0	0	0	0	0	0			
Transferred to Other Rescue Group											
147	100	0	247	14	37	0	51	298			
0	0	0	0	143	3	0	146	146			
Other Live Outcomes											
382	196	0	578	184	96	0	280	858			
Total Live Outcomes											
0	9	0	9	4	8	0	12	21			
Died in Care											
3	0	0	3	3	0	0	3	6			
Lost in Care											
161	65	0	226	30	23	0	53	279			
Euthanasia											
Owner Requested Euthanasia											
0	0	0	0	0	0	0	0	0			
164	74	0	238	37	31	0	68	306			
Total Other Outcomes											
546	270	0	816	221	127	0	348	1164			
Ending Animal Count as of 04/30/2024											
305	136	0	441	55	153	0	208	649			
Save Rate											
66.32%	77.78%	0.00%	70.98%	83.48%	82.97%	0.00%	83.25%	75.04%			

The save rate calculation is based on Total Intakes minus Total Other Outcomes / Total Intakes minus Owner Requested Euthanasia *100

Volunteer Program

- April 2024:
 - 626.94 hours of service were donated
 - 58 new volunteers
 - 90 active volunteers
 - To date, 2059.17 hours of service have been donated