

Kern County Animal Services

Director's Report

May 2024



Program Highlights

Foster

- 29 dogs, 52 puppies, 1 cat and 220 kittens entered the Department's Foster Care Program for a total of 302 animals in the month of May.

TNR

- 146 cats were spayed or neutered and released in May 2024. Year-to-date, 848 cats have gone through the program, and since 2013 20,448 cats have been spayed or neutered, and returned to field.

Adoption

- 171 dogs, 107 puppies, 27 cats, and 85 kittens under 5 months of age were adopted for a total of 390 animals adopted from Kern County Animal Shelters in May 2024.

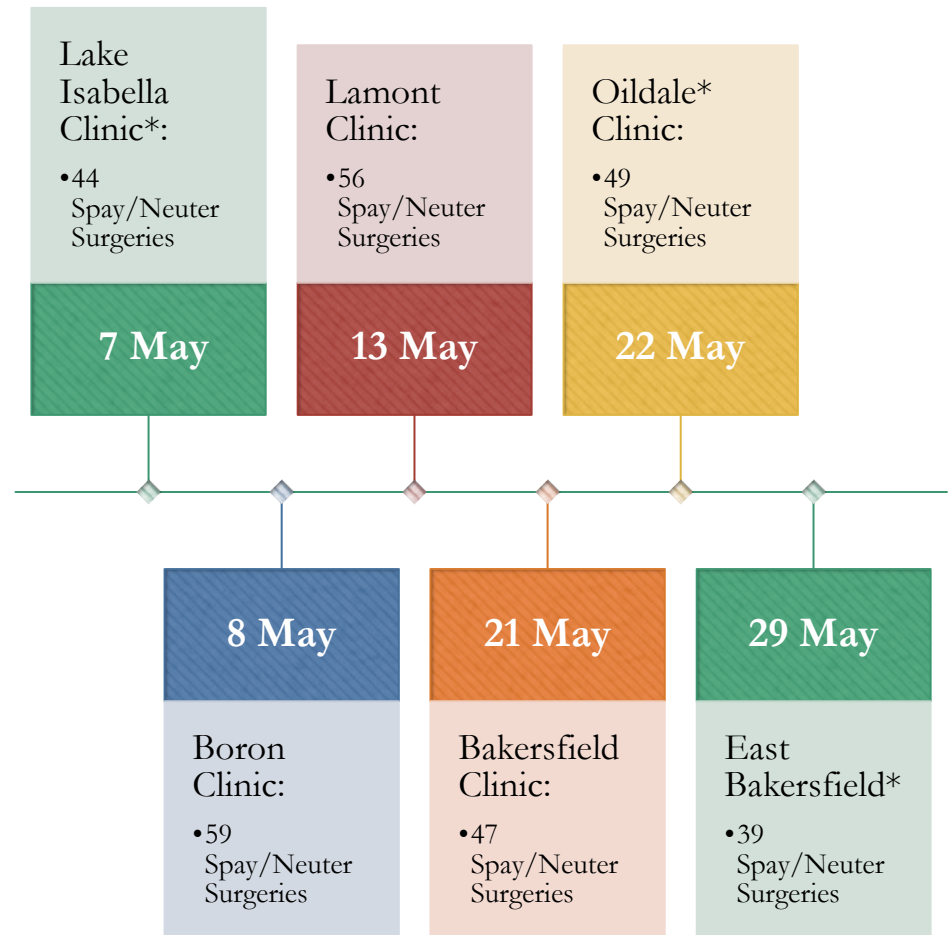
Vaccination Clinics

- **May 2024**

- 356 Rabies
- 369 DHPP
- 92 FVRCP
- 105 Microchips

No-Cost Feline and Canine Vaccines Provided by Petco Love

Spay/Neuter Program 294 Animals



* Collaboration with SOS Dog Rescue

**Spay/Neuter
Fiscal Year 2023/2024
As of May 31, 2024**

	Budgeted	Expended	Balance	BALANCE %
VET COACH	275,500	258,750	16,750	6.08%
TNR	150,000	136,980	13,020	8.68%
LOW INCOME VOUCHERS	40,000	40,395	(395)	-0.99%
SAVE THE PITTIES	15,000	14,535	465	3.10%
WORLD SPAY DAY	19,500	19,040	460	2.36%
TOTAL	500,000	469,700	30,300	6.06%

VOUCHERS REDEEMED/SURGERIES	Dollar Amount	Surgeries
Vet Coach (SNIP)	258,750	1,984
TNR	136,980	2,283
Low Income Vouchers	40,395	442
Save The Pitties	14,535	112
WORLD SPAY DAY	19,040	108
Total	469,700	4,929

VOUCHER REDEMPTION RATE	84%
VOUCHERS OUTLYING	87%
VOUCHERS TARGETED AREA	81%
SAVE THE PITTIES REDEMPTION RATE	84%

**SPAY/NEUTER VOUCHER PROGRAM STATISTICS
FISCAL YEAR 2023/2024**

SPAY/NEUTER VOUCHERS

CATS

	Vouchers	Percent	Amount
Male	71	32%	\$3,550
Female	149	68%	\$11,080
Total	220	100%	\$14,630

DOGS

Male	77	35%	\$8,350
Female	145	65%	\$17,415
Total	222	100%	\$25,765

Total Vouchers \$40,395

SAVE THE PITTIES

	Vouchers	Percent	Amount
Male	44	39%	\$4,960.00
Female	68	61%	\$9,575.00
Total	112	100%	\$14,535.00

TNR

	Number	Percent	Amount
Male	1,044	46%	\$62,640
Female	1,239	54%	\$74,340
Total	2,283	100%	\$136,980

**DOGS BY SIZE SPAY/NEUTER VOUCHERS
SURGERIES AMOUNT**

Female 1-20 lbs	58	\$5,815
Female 31-70 lbs	70	\$9,110
Female 70 + lbs	16	\$2,390
Male 1-70 lbs	69	\$7,250
Male 70+	9	\$1,200
TOTAL	222	\$25,765.00

	MALE	FEMALE	TOTAL
	CATS		
VOUCHERS	71	149	220
TNR	1,044	1,239	2,283
SN DAY	29	30	59
SNIP CATS	378	378	756
	DOGS		
VOUCHERS	77	145	222
STP	44	68	112
SN DAY	27	22	49
SNIP DOGS	580	648	1,228
Total	2,250	2,679	4,929
Percent	46%	54%	100%

Cats Outcomed through TNR by Zip Code
7/1/2023 to 5/31/2024

Zip Code	N	S	Total
93203	10	23	33
93205	11	18	29
93206	0	2	2
93225	0	1	1
93240	21	29	50
93241	7	23	30
93243	1	1	2
93249	0	2	2
93250	1	1	2
93252	1	0	1
93263	11	12	23
93268	7	8	15
93280	8	8	16
93283	3	3	6
93285	16	11	27
93287	2	1	3
93304	41	56	97
93305	168	186	354
93306	75	103	178
93307	84	87	171
93308	112	135	247
93309	21	32	53
93312	132	148	280
93313	14	11	25
93314	147	190	337
93501	0	2	2
93518	13	17	30
93561	138	129	267
Total	1,044	1,239	2,283

Year To Date

○ Adoption

- 1822

○ Rescue

- 1410

○ RTO

- 362

Adoptions Promos

Blossom
1200775



\$20 Adoption



3951 FRUITVALE AVENUE, BAKERSFIELD CA.
MON. - FRI. 10AM - 4PM, WED. 2PM - 7PM
[KernCountyAnimalServices.ORG](http://KernCountyAnimalServices.org)

\$20 ADOPTION!



ZANDER
1200345



3951 FRUITVALE AVENUE, BAKERSFIELD CA.
MON. - FRI. 10AM - 4PM, WED. 2PM - 7PM
[KernCountyAnimalServices.ORG](http://KernCountyAnimalServices.org)

Adoptions Promos

CHIHUAHUA WEEK!

MAY 13TH
THROUGH
MAY 18TH



No Adoption Fee, When You Adopt A Chi!
Tuesday, May 14th is International Chihuahua Appreciation Day!
So we're waiving the adoption fee for every Chihuahua we've got!
Adoption fees are waived for ALL OF OUR OTHER PETS TOO!

KERN
COUNTY
ANIMAL SERVICES

CHIHUAHUA WEEK!

MAY 13TH
THROUGH
MAY 18TH



No Adoption Fee, When You Adopt A Chi!
Tuesday, May 14th is International Chihuahua Appreciation Day!
So we're waiving the adoption fee for every Chihuahua we've got!
Adoption fees are waived for ALL OF OUR OTHER PETS TOO!

KERN
COUNTY
ANIMAL SERVICES

Animal Services Out in the community Tehachapi Touch-A-Truck



Support and Generosity

Girl Scouts Troop 8021



Support and Generosity

Buena Vista Elementary with EMAS

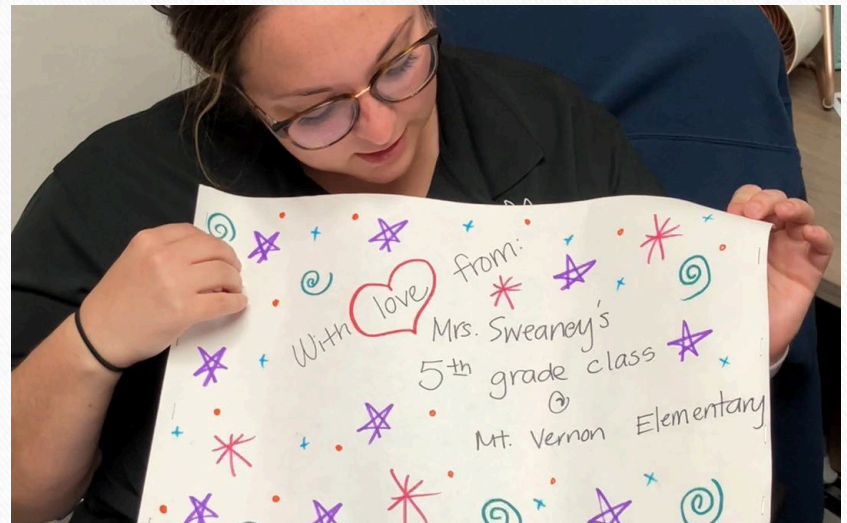




Support and Generosity

North Beardsley Elementary Student Council



Support and Generosity Mount Vernon Elementary



Rescue Transport 27 Animals!!



Electra's Adventure




Streets of Bakersfield

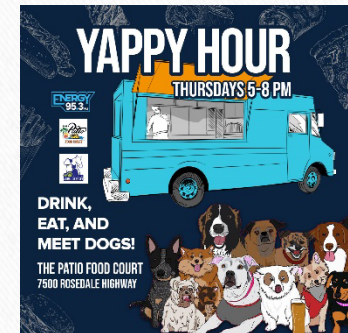


Adoption events in the community...

ADOPTABLE SHELTER PETS!



Adoption events in the community...



May 2024	Calls Per Area
Lake Isabella	93
Mojave	99
North County	69
Northeast	333
Northwest	270
Ridgecrest	14
Southeast	193
Southwest	126
Taft	118
Tehachapi	72
Total	1,387

Field Services

- 25 dogs were returned to their owners in the field in May 2024.
- 117 dogs were secured on property by Animal Control Officers in May 2024.

Field Services-CAF

May 2024	Calls
CAF-Breeder	19
CAF-Rescue	4
CAF-Kennel	0
CAF-Boarding	0
Total	23

- 4 Permits Issued/Inspections Passed
- 4 Inspection Failed
- 0 Citations Issued
- 68 Active CAF Permits



Kern County Animal Services Intake/Outcome Data

Between 01/01/2023 and 05/31/2023

	Species						Totals			
	Canine			Feline						
	Adult	Up to 5 Months	Unknown Age	Totals	Adult	Up to 5 Months		Unknown Age	Totals	
Beginning Animal Count as of 01/01/2023	303	117	0	420	34	101	0	135	555	
IN-TAKES	Stray/At Large	2113	1280	0	3393	1507	602	0	2109	5502
	Transferred in from Municipal Shelter	0	0	0	0	0	0	0	0	0
	Transferred in from Other Rescue Group	0	0	0	0	0	0	0	0	0
	Owner Requested Euthanasia	0	0	0	0	0	0	0	0	0
	Relinquished by Owner	261	139	0	400	40	6	0	46	446
	Other Intakes	35	3	0	38	5	0	0	5	43
	Total Intakes	2409	1422	0	3831	1552	608	0	2160	5991
	Adoptions	912	551	0	1463	117	172	0	289	1752
	Returned to Owner	302	26	0	328	9	0	0	9	337
OUT-COMES	Transferred to Municipal Shelter	0	0	0	0	0	0	0	0	0
	Transferred to Other Rescue Group	547	491	0	1038	42	19	0	61	1099
	Other Live Outcomes	21	1	0	22	1257	1	0	1258	1280
	Total Live Outcomes	1782	1069	0	2851	1425	192	0	1617	4468
	Died in Care	7	48	0	55	6	38	0	44	99
	Lost in Care	8	1	0	9	8	2	0	10	19
	Euthanasia	739	156	0	895	148	138	0	286	1181
	Owner Requested Euthanasia	0	0	0	0	0	0	0	0	0
	Total Other Outcomes	754	205	0	959	162	178	0	340	1299
	Total Outcomes	2536	1274	0	3810	1557	370	0	1957	5767
Ending Animal Count as of 05/31/2023	306	135	0	441	34	304	0	338	779	
Save Rate	68.70%	85.58%	0.00%	74.97%	89.56%	70.72%	0.00%	84.26%	78.32%	

The save rate calculation is based on Total Intakes minus Total Other Outcomes / Total Intakes minus Owner Requested Euthanasia *100

Between 01/01/2024 and 05/31/2024

The save rate calculation is based on Total Intakes minus Total Other Outcomes / Total Intakes minus Owner Requested Euthanasia *100



Kern County Animal Services Intake/Outcome Data

Between 05/01/2023 and 05/31/2023

	Species						Totals			
	Canine			Feline						
	Adult	Up to 5 Months	Unknown Age	Totals	Adult	Up to 5 Months		Unknown Age	Totals	
Beginning Animal Count as of 05/01/2023	278	203	0	481	26	191	0	217	698	
INTAKES	Stray/At Large	400	322	0	722	253	330	0	583	1305
	Transferred in from Municipal Shelter	0	0	0	0	0	0	0	0	0
	Transferred in from Other Rescue Group	0	0	0	0	0	0	0	0	0
	Owner Requested Euthanasia	0	0	0	0	0	0	0	0	0
	Relinquished by Owner	45	27	0	72	4	1	0	5	77
	Other Intakes	8	2	0	10	0	0	0	0	10
	Total Intakes	453	351	0	804	257	331	0	588	1392
OUTCOMES	Adoptions	158	100	0	258	15	71	0	86	344
	Returned to Owner	62	16	0	78	0	0	0	0	78
	Transferred to Municipal Shelter	0	0	0	0	0	0	0	0	0
	Transferred to Other Rescue Group	88	155	0	243	13	7	0	20	263
	Other Live Outcomes	1	0	0	1	211	1	0	212	213
	Total Live Outcomes	309	271	0	580	239	79	0	318	898
	Died in Care	0	19	0	19	1	13	0	14	33
	Lost in Care	1	0	0	1	0	2	0	2	3
	Euthanasia	176	68	0	244	33	100	0	133	377
	Owner Requested Euthanasia	0	0	0	0	0	0	0	0	0
Total Other Outcomes	177	87	0	264	34	115	0	149	413	
Total Outcomes	486	358	0	844	273	194	0	467	1311	
Ending Animal Count as of 05/31/2023	306	135	0	441	34	304	0	338	779	
Save Rate	60.93%	75.21%	0.00%	67.16%	86.77%	65.26%	0.00%	74.66%	70.33%	

The save rate calculation is based on Total Intakes minus Total Other Outcomes / Total Intakes minus Owner Requested Euthanasia *100

Volunteer Program

- May 2024:
 - 607.71 hours of service were donated
 - 49 new volunteers
 - 87 active volunteers
 - To date, 2666.88 hours of service have been donated