


Kern County Animal Services

Director's Report

July 2024



Program Highlights

Foster

- 40 dogs, 62 puppies, 2 cat and 151 kittens entered the Department's Foster Care Program for a total of 255 animals in the month of July.

TNR

- 92 cats were spayed or neutered and released in July 2024. Year-to-date, 1,159 cats have gone through the program, and since 2013 20,759 cats have been spayed or neutered, and returned to field.

Adoption

- 153 dogs, 161 puppies, 19 cats, and 199 kittens under 5 months of age were adopted for a total of 532 animals adopted from Kern County Animal Shelters in July 2024.

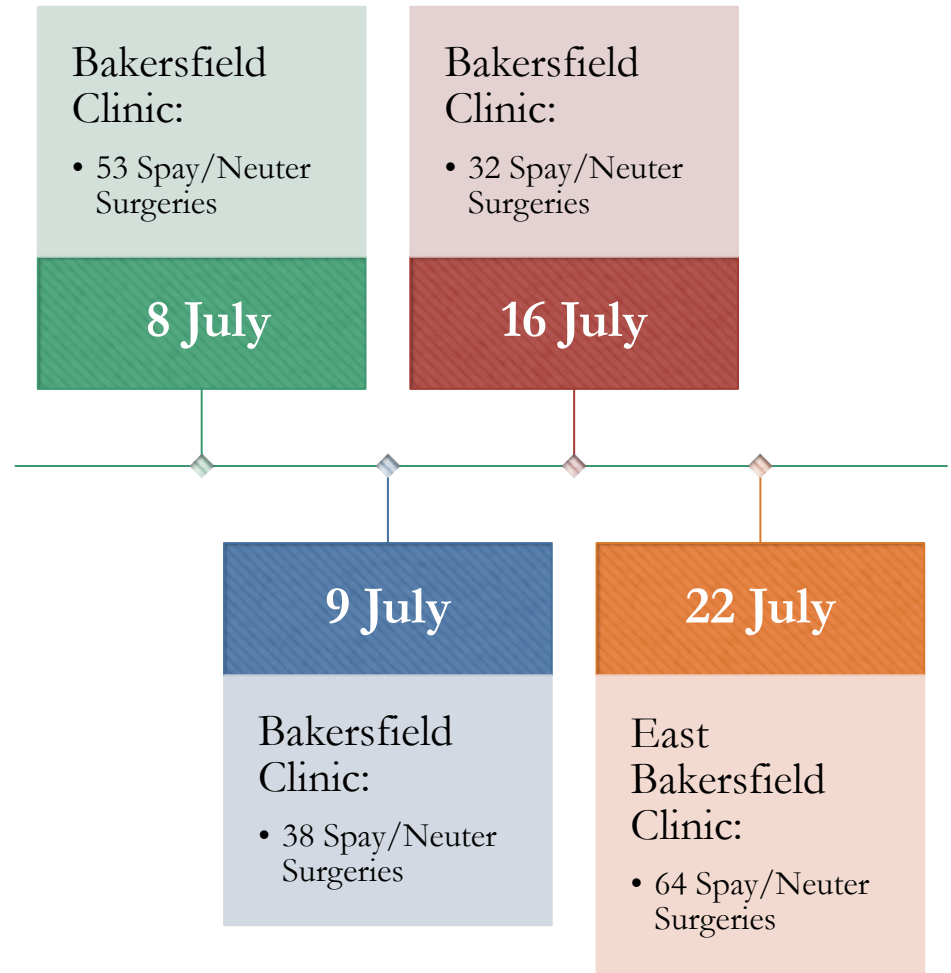
Vaccination Clinics

- July 2024

- 286 Rabies
- 333 DHPP
- 108 FVRCP
- 92 Microchips

No-Cost Feline and Canine Vaccines Provided by Petco Love

Spay/Neuter Program 187 Animals



**Spay/Neuter
Fiscal Year 2023/2024
As of July 30, 2024**

	Budgeted	Expended	Balance	BALANCE %
VET COACH	275,500	30,000	245,500	89.11%
TNR	150,000	5,520	144,480	96.32%
LOW INCOME VOUCHERS	40,000	2,045	37,955	94.89%
SAVE THE PITTIES	15,000	325	14,675	97.83%
WORLD SPAY DAY	19,500	-	19,500	100.00%
TOTAL	500,000	37,890	462,110	92.42%

VOUCHERS REDEEMED/SURGERIES	Dollar Amount	Surgeries
Vet Coach (SNIP)	30,000	177
TNR	5,520	92
Low Income Vouchers	2,045	21
Save The Pitties	325	2
WORLD SPAY DAY	-	-
Total	37,890	292

VOUCHER REDEMPTION RATE	68%
VOUCHERS OUTLYING	78%
VOUCHERS TARGETED AREA	70%
SAVE THE PITTIES REDEMPTION RATE	50%

SPAY/NEUTER VOUCHERS

CATS

	Vouchers	Percent	Amount
Male	3	27%	\$210
Female	8	73%	\$740
Total	11	100%	\$950

DOGS

Male	3	30%	\$340
Female	7	70%	\$755
Total	10	100%	\$1,095

Total Vouchers \$2,045

SAVE THE PITTIES

	Vouchers	Percent	Amount
Male	0	0%	\$0.00
Female	2	100%	\$325.00
Total	2	100%	\$325.00

TNR

	Number	Percent	Amount
Male	39	42%	\$2,340
Female	53	58%	\$3,180
Total	92	100%	\$5,520

DOGS BY SIZE SPAY/NEUTER VOUCHERS SURGERIES AMOUNT

Female 1-20 lbs	5	\$495
Female 31-70 lbs	2	\$260
Female 70 + lbs	-	
Male 1-70 lbs	1	\$100
Male 70+	2	\$240
TOTAL	10	\$1,095.00

	MALE	FEMALE	TOTAL
	CATS		
VOUCHERS	3	8	11
TNR	39	53	92
SN DAY	-	-	-
SNIP CATS	55	37	92
	DOGS		
VOUCHERS	3	7	10
STP	-	2	2
SN DAY	-	-	-
SNIP DOGS	35	50	85
Total	135	157	292
Percent	46%	54%	100%

Year To Date

○ Adoption

- 2793

○ Rescue

- 1982

○ RTO

- 494

Adoptions Promos



**JULY 1ST
THROUGH
JULY 6TH**

**FEE-WAIVED
ADOPTIONS**

Spay / Neuter
Vaccinations
Microchip
Dog License
ALL INCLUDED!

Shelter closed on Thursday, July 4th
3951 Fruitvale Avenue, Bakersfield Ca.



**JULY 1ST
THROUGH
JULY 6TH**

**FEE-WAIVED
ADOPTIONS**

Spay / Neuter
Vaccinations
Microchip
Pet License
ALL INCLUDED!

Shelter closed on Thursday, July 4th
3951 Fruitvale Avenue, Bakersfield Ca.



Adoptions Promos



\$30 DOGS!

And Cats too!

**Spay / Neuter
Vaccinations
Microchip
Pet License
ALL INCLUDED!**

3951 Fruitvale Avenue
Mon-Sat 10am-4pm, Wed 2pm-7pm

 KERN COUNTY ANIMAL SERVICES



\$30 DOGS!

Cats too!

*Spay / Neuter
Vaccinations
Microchip
Pet License
All Included!*

3951 Fruitvale Avenue
Mon-Sat 10am-4pm, Wed 2pm-7pm

 KERN COUNTY ANIMAL SERVICES

Adoptions Promos

National Kitten Day



*Wednesday
July 10th*



Adoption fees waived! All kittens, cats, and canines!
3951 Fruitvale Avenue, Bakersfield Ca.

National Kitten Day



*Wednesday
July 10th*



Adoption fees waived! All kittens, cats, and canines!
3951 Fruitvale Avenue, Bakersfield Ca.

4th of July – Return To Owner Fees

NO REDEMPTION FEES

IF YOUR LOST DOG IS IN THE SHELTER - COME AND GET IT!



SHELTER WILL BE CLOSED ON THURSDAY JULY 4TH


JULY 1ST - JULY 6TH

*Redemption fees waived for pets who arrive in the
shelter between Monday July 1st and Saturday July 6th*

**3951 FRUITVALE AVENUE
MON-SAT 10A-4P, WED 2P-7M**

NO REDEMPTION FEES

IF YOUR LOST DOG IS IN THE SHELTER - COME AND GET IT!



SHELTER WILL BE CLOSED ON THURSDAY JULY 4TH

JULY 1ST - JULY 6TH

*Redemption fees waived for pets who arrive in the
shelter between Monday July 1st and Saturday July 6th*

**3951 FRUITVALE AVENUE
MON-SAT 10A-4P, WED 2P-7M**

Support and Generosity

No Paws Left Behind & Debbie Bloom Feldstein



Streets of Bakersfield



Adoption events in the community...



Adoption events in the community...



July 2024	Calls Per Area
Lake Isabella	118
Mojave	98
North County	56
Northeast	398
Northwest	269
Ridgecrest	23
Southeast	189
Southwest	114
Taft	111
Tehachapi	92
Total	1,468

Field Services

- 32 dogs were returned to their owners in the field in July 2024.
- 86 dogs were secured on property by Animal Control Officers in July 2024.

Field Services-CAF

July 2024	Calls
CAF-Breeder	26
CAF-Rescue	4
CAF-Kennel	1
CAF-Boarding	2
Total	33

- 4 Permits Issued/Inspections Passed
- 0 Inspection Failed
- 3 Citations Issued
- 70 Active CAF Permits



Kern County Animal Services Intake/Outcome Data

Between 01/01/2023 and 07/31/2023

	Species							Totals		
	Canine			Canine Totals	Feline		Feline Totals			
	Adult	Up to 5 Months	Unknown Age		Adult	Up to 5 Months			Unknown Age	
Beginning Animal Count as of 01/01/2023	303	117	0	420	34	100	0	134	554	
INTAKES	Stray/At Large	3025	1902	0	4927	2073	1171	0	3244	8171
	Transferred in from Municipal Shelter	0	0	0	0	0	0	0	0	0
	Transferred in from Other Rescue Group	0	0	0	0	0	0	0	0	0
	Owner Requested Euthanasia	0	0	0	0	0	0	0	0	0
	Relinquished by Owner	381	183	0	564	46	22	0	68	632
	Other Intakes	55	6	0	61	5	0	0	5	66
	Total Intakes	3461	2091	0	5552	2124	1193	0	3317	8869
	Adoptions	1279	797	0	2076	146	530	0	676	2752
	Returned to Owner	429	30	0	459	11	0	0	11	470
OUTCOMES	Transferred to Municipal Shelter	0	0	0	0	0	0	0	0	0
	Transferred to Other Rescue Group	756	681	0	1437	52	61	0	113	1550
	Other Live Outcomes	21	1	0	22	1719	1	0	1720	1742
	Total Live Outcomes	2485	1509	0	3994	1928	592	0	2520	6514
	Died in Care	15	63	0	78	10	71	0	81	159
	Lost in Care	14	5	0	19	11	4	0	15	34
	Euthanasia	1088	275	0	1363	202	332	0	534	1897
	Owner Requested Euthanasia	0	0	0	0	0	0	0	0	0
	Total Other Outcomes	1117	343	0	1460	223	407	0	630	2090
	Total Outcomes	3602	1852	0	5454	2151	999	0	3150	8604
Ending Animal Count as of 07/31/2023	343	175	0	518	43	258	0	301	819	
Save Rate	67.73%	83.60%	0.00%	73.70%	89.50%	65.88%	0.00%	81.01%	76.43%	

The save rate calculation is based on Total Intakes minus Total Other Outcomes / Total Intakes minus Owner Requested Euthanasia *100



Kern County Animal Services Intake/Outcome Data

Between 01/01/2024 and 07/31/2024

	Species							Totals		
	Canine			Canine		Feline				
	Adult	Up to 5 Months	Unknown Age	Totals	Adult	Up to 5 Months	Unknown Age		Totals	
Beginning Animal Count as of 01/01/2024	256	98	0	354	15	124	0	139	493	
INTAKES	Stray/At Large	3244	2179	0	5423	1398	1356	0	2754	8177
	Transferred in from Municipal Shelter	0	0	0	0	0	0	0	0	0
	Transferred in from Other Rescue Group	0	0	0	0	0	0	0	0	0
	Owner Requested Euthanasia	0	0	0	0	0	0	0	0	0
	Relinquished by Owner	425	194	0	619	39	27	0	66	685
	Other Intakes	85	5	0	90	28	9	0	37	127
	Total Intakes	3754	2378	0	6132	1465	1392	0	2857	8989
	Adoptions	1207	797	0	2004	179	610	0	789	2793
	Returned to Owner	436	38	0	474	15	5	0	20	494
OUTCOMES	Transferred to Municipal Shelter	0	0	0	0	0	0	0	0	0
	Transferred to Other Rescue Group	1013	792	0	1805	50	127	0	177	1982
	Other Live Outcomes	22	0	0	22	1022	137	0	1159	1181
	Total Live Outcomes	2678	1627	0	4305	1266	879	0	2145	6450
	Died in Care	16	67	0	83	18	67	0	85	168
	Lost in Care	10	7	0	17	13	5	0	18	35
	Euthanasia	1119	434	0	1553	179	239	0	418	1971
	Owner Requested Euthanasia	0	0	0	0	0	0	0	0	0
	Total Other Outcomes	1145	508	0	1653	210	311	0	521	2174
	Total Outcomes	3823	2135	0	5958	1476	1190	0	2666	8624
Ending Animal Count as of 07/31/2024	333	195	0	528	58	272	0	330	858	
Save Rate	69.50%	78.64%	0.00%	73.04%	85.67%	77.66%	0.00%	81.76%	75.81%	

The save rate calculation is based on Total Intakes minus Total Other Outcomes / Total Intakes minus Owner Requested Euthanasia *100



Kern County Animal Services Intake/Outcome Data

Between 07/01/2023 and 07/31/2023

	Species							Totals		
	Canine			Canine Totals	Feline		Feline Totals			
	Adult	Up to 5 Months	Unknown Age		Adult	Up to 5 Months			Unknown Age	
Beginning Animal Count as of 07/01/2023	360	163	0	523	23	353	0	376	899	
IN TAKES	Stray/At Large	420	320	0	740	261	250	0	511	1251
	Transferred in from Municipal Shelter	0	0	0	0	0	0	0	0	0
	Transferred in from Other Rescue Group	0	0	0	0	0	0	0	0	0
	Owner Requested Euthanasia	0	0	0	0	0	0	0	0	0
	Relinquished by Owner	68	33	0	101	0	12	0	12	113
	Other Intakes	15	2	0	17	0	0	0	0	17
	Total Intakes	503	355	0	858	261	262	0	523	1381
	Adoptions	192	130	0	322	12	210	0	222	544
	Returned to Owner	72	2	0	74	1	0	0	1	75
OUTCOMES	Transferred to Municipal Shelter	0	0	0	0	0	0	0	0	0
	Transferred to Other Rescue Group	124	81	0	205	6	15	0	21	226
	Other Live Outcomes	0	0	0	0	219	0	0	219	219
	Total Live Outcomes	388	213	0	601	238	225	0	463	1064
	Died in Care	5	5	0	10	1	13	0	14	24
	Lost in Care	6	4	0	10	3	0	0	3	13
	Euthanasia	182	60	0	242	23	95	0	118	360
	Owner Requested Euthanasia	0	0	0	0	0	0	0	0	0
	Total Other Outcomes	193	69	0	262	27	108	0	135	397
	Total Outcomes	581	282	0	863	265	333	0	598	1461
Ending Animal Count as of 07/31/2023	343	175	0	518	43	258	0	301	819	
Save Rate	61.63%	80.56%	0.00%	69.46%	89.66%	58.78%	0.00%	74.19%	71.25%	

The save rate calculation is based on Total Intakes minus Total Other Outcomes / Total Intakes minus Owner Requested Euthanasia *100



Kern County Animal Services Intake/Outcome Data

Between 07/01/2024 and 07/31/2024

	Species							Totals		
	Canine			Feline						
	Adult	Up to 5 Months	Unknown Age	Canine Totals	Adult	Up to 5 Months	Unknown Age		Feline Totals	
Beginning Animal Count as of 07/01/2024	265	276	0	541	19	350	0	369	910	
INTAKES	Stray/At Large	482	389	0	871	93	259	0	352	1223
	Transferred in from Municipal Shelter	0	0	0	0	0	0	0	0	0
	Transferred in from Other Rescue Group	0	0	0	0	0	0	0	0	0
	Owner Requested Euthanasia	0	0	0	0	0	0	0	0	0
	Relinquished by Owner	53	10	0	63	3	2	0	5	68
	Other Intakes	32	1	0	33	22	7	0	29	62
	Total Intakes	567	400	0	967	118	268	0	386	1353
	Adoptions	153	161	0	314	19	199	0	218	532
	Returned to Owner	65	6	0	71	5	4	0	9	80
OUTCOMES	Municipal Shelter	0	0	0	0	0	0	0	0	0
	Transferred to Other Rescue Group	128	167	0	295	5	14	0	19	314
	Other Live Outcomes	2	0	0	2	56	36	0	92	94
	Total Live Outcomes	348	334	0	682	85	253	0	338	1020
	Died in Care	5	15	0	20	2	12	0	14	34
	Lost in Care	0	0	0	0	1	1	0	2	2
	Euthanasia	206	72	0	278	18	53	0	71	349
	Owner Requested Euthanasia	0	0	0	0	0	0	0	0	0
	Total Other Outcomes	211	87	0	298	21	66	0	87	385
	Total Outcomes	559	421	0	980	106	319	0	425	1405
Ending Animal Count as of 07/31/2024	333	195	0	528	58	272	0	330	858	
Save Rate	62.79%	78.25%	0.00%	69.18%	82.20%	75.37%	0.00%	77.46%	71.54%	

The save rate calculation is based on Total Intakes minus Total Other Outcomes / Total Intakes minus Owner Requested Euthanasia *100

Volunteer Program

- July 2024:
 - 743.70 hours of service were donated
 - 39 new volunteers
 - 89 active volunteers
 - To date, 4,155.96 hours of service have been donated