

Kern County Animal Services

Director's Report

September 2024



Program Highlights

Foster

- 29 dogs, 20 puppies, 3 cats and 128 kittens entered the Department's Foster Care Program for a total of 178 animals in the month of September.

TNR

- 123 cats were spayed or neutered and released in September 2024. Year-to-date, 1,406 cats have gone through the program, and since 2013 21,006 cats have been spayed or neutered, and returned to field.

Adoption

- 162 dogs, 81 puppies, 13 cats, and 146 kittens under 5 months of age were adopted for a total of 402 animals adopted from Kern County Animal Shelters in September 2024.

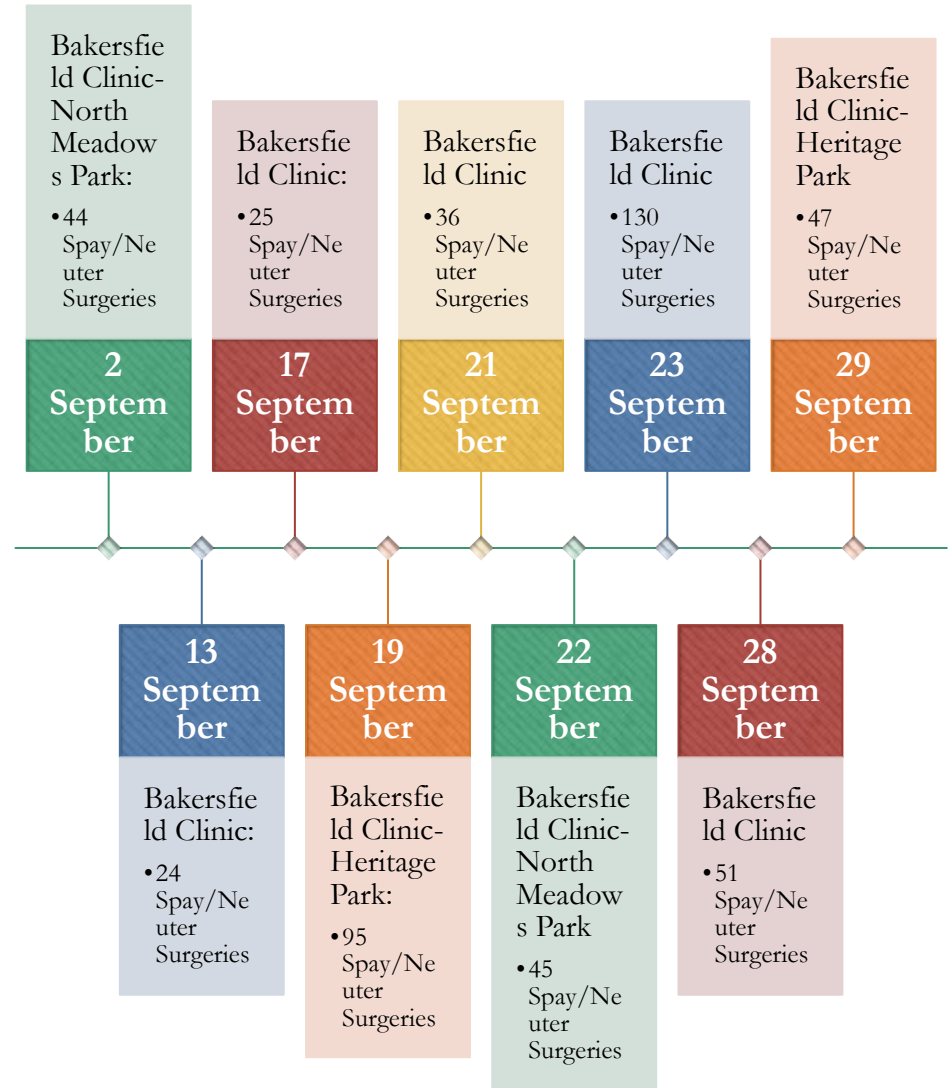
Vaccination Clinics

- September 2024

- 224 Rabies
- 88 DHPP
- 7 FVRCP
- 5 Microchips

No-Cost Feline and Canine Vaccines Provided by Petco Love

Spay/Neuter Program 497 Animals



Spay/Neuter
Fiscal Year 2024/2025
As of September 30, 2024

	Budgeted	Expended	Balance	BALANCE %
VET COACH	740,000	165,000	575,000	77.70%
TNR	175,000	20,100	154,900	88.51%
LOW INCOME VOUCHERS	40,000	10,460	29,540	73.85%
SAVE THE PITTIES	20,000	745	19,255	96.28%
WORLD SPAY DAY	25,000	-	25,000	100.00%
TOTAL	1,000,000	196,305	803,695	80.37%

VOUCHERS REDEEMED/SURGERIES	Dollar Amount	Surgeries
Vet Coach (SNIP)	165,000	1,103
TNR	20,100	335
Low Income Vouchers	10,460	102
Save The Pitties	745	5
WORLD SPAY DAY	-	-
Total	196,305	1,545

VOUCHER REDEMPTION RATE	79%
VOUCHERS OUTLYING	82%
VOUCHERS TARGETED AREA	83%
SAVE THE PITTIES REDEMPTION RATE	38%

**SPAY/NEUTER VOUCHER PROGRAM STATISTICS
FISCAL YEAR 2024/2025**

SPAY/NEUTER VOUCHERS

CATS

	Vouchers	Percent	Amount
Male	16	36%	\$935
Female	28	64%	\$2,265
Total	44	100%	\$3,200

DOGS

Male	21	36%	\$2,550
Female	37	64%	\$4,710
Total	58	100%	\$7,260

Total Vouchers \$10,460

SAVE THE PITTIES

	Vouchers	Percent	Amount
Male	1	0%	\$120.00
Female	4	80%	\$625.00
Total	5	80%	\$745.00

TNR

	Number	Percent	Amount
Male	147	44%	\$8,820
Female	188	56%	\$11,280
Total	335	100%	\$20,100

**DOGS BY SIZE SPAY/NEUTER VOUCHERS
SURGERIES AMOUNT**

Female 1-30 lbs	16	\$1,765
Female 31-70 lbs	6	\$780
Female 70 + lbs	15	\$2,165
Male 1-70 lbs	12	\$1,475
Male 70+	9	\$1,075
TOTAL	58	\$7,260.00

	MALE	FEMALE	TOTAL
	CATS		
VOUCHERS	16	28	44
TNR	147	188	335
SN DAY	-	-	-
SNIP CATS	245	204	449
	DOGS		
VOUCHERS	21	37	58
STP	1	4	5
SN DAY	-	-	-
SNIP DOGS	334	320	654
Total	764	781	1,545
Percent	49%	51%	100%

Year To Date

○ Adoption

- 3681

○ Rescue

- 2654

○ RTO

- 679

Adoptions Promos

3951 FRUITVALE AVENUE



Caleb



Guthrie



Rosalina

\$25
ADOPTIONS
Sept. 11th - 21st

MON - SAT 10A - 4P, WED 2P - 7P

#ClearTheShelters ClearTheShelters.com



FINAL DAY!

FEE-WAIVED ADOPTIONS!



August 2024

3951 Fruitvale Ave. Bakersfield Ca.
Mon - Sat 10a - 4p, Wed 2p - 7p
animalservices@kerncounty.com



Adoptions Promos



National Cat Week

ADOPTION FEES WAIVED!
September 23rd - 28th

CATS TOO!

3951 Fruitvale Avenue, Bakersfield Ca.
Mon. - Fri. 10am - 4pm, Wed. 2pm - 7pm
KernCountyAnimalServices.Org

KERN COUNTY ANIMAL SERVICES



National Dog Week

ADOPTION FEES WAIVED!
September 23rd - 28th

HILLY

3951 Fruitvale Avenue, Bakersfield Ca.
Mon. - Fri. 10am - 4pm, Wed. 2pm - 7pm
KernCountyAnimalServices.Org

KERN COUNTY ANIMAL SERVICES

Adoptions Promos

HUNK #1209756



\$20
ADOPTIONS

3951 FRUITVALE AVENUE
MON-SAT 10A-4P, WED 2P-7P





\$5 FRIDAY THE 13TH
FRIDAY, SEPTEMBER 13TH, 10AM - 4PM



ADOPT ANY DOG ANY CAT ANY COLOR! JUST FIVE BUCKS!
3951 FRUITVALE AVENUE



Independence Through Grace --- Meet & Greet



Kern County Child Support Services Streets of Bakersfield Participation



Return to Owner Success Stories

Chloe & Doja



Grimmway Farms Volunteer Day



Comedy for a Cause Friends Foundation



COMEDY FOR A CAUSE
STANDUP COMEDY FUNDRAISER
ENTERTAINMENT BY: RAISE THE WOOF

JOIN US FOR RAFFLES, NIBBLES, DRINKS AND LAUGHS.

Date:
Saturday
September 21, 2024

Time:
Doors Open at 6pm
Show Starts at 7:30pm

Location:
World Records Theater
2815 F Street
Bakersfield, CA

Tickets:
\$50/each

Table for Four:
\$200/each

Purchase Tickets:
World Records
Wed-Fri 11am-5pm
Sat 10am-2pm

Benefits:
Friends Of The
Kern County
Animal Shelters
Foundation!

SCAN TO PURCHASE TICKETS

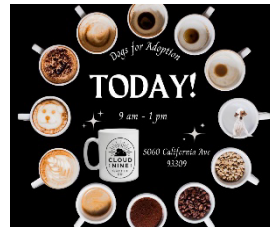
Tickets will be held for you at the door



Streets of Bakersfield



Adoption events in the community...



Adoption events in the community...



39 Dog Transport!



September 2024	Calls Per Area
Lake Isabella	123
Mojave	111
North County	43
Northeast	279
Northwest	312
Ridgecrest	28
Southeast	172
Southwest	152
Taft	107
Tehachapi	90
Total	1417

Field Services

- 85 dogs were returned to their owners in the field in September 2024.
- 61 dogs were secured on property by Animal Control Officers in September 2024.

Field Services-CAF

September 2024	Calls
CAF-Breeder	19
CAF-Rescue	0
CAF-Kennel	1
CAF-Boarding	0
Total	20

- 4 Permits Issued/Inspections Passed
- 0 Inspection Failed
- 0 Citations Issued
- 52 Active CAF Permits



Kern County Animal Services Intake/Outcome Data

Between 01/01/2023 and 09/30/2023

	Species							Totals			
	Canine			Canine Totals	Feline		Feline Totals				
	Adult	Up to 5 Months	Unknown Age		Adult	Up to 5 Months			Unknown Age		
Beginning Animal Count as of 01/01/2023	303	117	0	420	34	100	0	134	554		
INTEAKES	Stray/At Large	3949	2402	0	6351	2717	1556	0	4273	10624	
	Transferred in from Municipal Shelter	0	0	0	0	0	0	0	0	0	
	Transferred in from Other Rescue Group	0	0	0	0	0	0	0	0	0	
	Owner Requested Euthanasia	0	0	0	0	0	0	0	0	0	
	Relinquished by Owner	503	229	0	732	60	40	0	100	832	
	Other Intakes	76	19	0	95	5	2	0	7	102	
	Total Intakes	4528	2650	0	7178	2782	1598	0	4380	11558	
	OUTCOMES	Adoptions	1714	1023	0	2737	170	840	0	1010	3747
		Returned to Owner	532	48	0	580	11	1	0	12	592
Transferred to Municipal Shelter		0	0	0	0	0	0	0	0	0	
Transferred to Other Rescue Group		995	871	0	1866	63	87	0	150	2016	
Other Live Outcomes		21	1	0	22	2256	1	0	2257	2279	
Total Live Outcomes		3262	1943	0	5205	2500	929	0	3429	8634	
Died in Care		20	94	0	114	14	90	0	104	218	
Lost in Care		17	5	0	22	14	6	0	20	42	
Euthanasia		1431	360	0	1791	263	417	0	680	2471	
Owner Requested Euthanasia		0	0	0	0	0	0	0	0	0	
Total Other Outcomes	1468	459	0	1927	291	513	0	804	2731		
Total Outcomes	4730	2402	0	7132	2791	1442	0	4233	11365		
Ending Animal Count as of 09/30/2023	314	152	0	466	67	214	0	281	747		
Save Rate	67.58%	82.68%	0.00%	73.15%	89.54%	67.90%	0.00%	81.64%	76.37%		

The save rate calculation is based on Total Intakes minus Total Other Outcomes / Total Intakes minus Owner Requested Euthanasia *100



Kern County Animal Services Intake/Outcome Data

Between 01/01/2024 and 09/30/2024

	Species							Totals		
	Canine			Canine Totals	Feline		Feline Totals			
	Adult	Up to 5 Months	Unknown Age		Adult	Up to 5 Months			Unknown Age	
Beginning Animal Count as of 01/01/2024	256	98	0	354	15	124	0	139	493	
IN TAKES	Stray/At Large	4067	2641	0	6708	1616	1835	0	3451	10159
	Transferred in from Municipal Shelter	0	0	0	0	0	0	0	0	0
	Transferred in from Other Rescue Group	0	0	0	0	0	0	0	0	0
	Owner Requested Euthanasia	0	0	0	0	0	0	0	0	0
	Relinquished by Owner	517	214	0	731	44	31	0	75	806
	Other Intakes	104	12	0	116	36	10	0	46	162
	Total Intakes	4688	2867	0	7555	1696	1876	0	3572	11127
OUTCOMES	Adoptions	1532	1004	0	2536	208	937	0	1145	3681
	Returned to Owner	584	44	0	628	43	8	0	51	679
	Transferred to Municipal Shelter	0	0	0	0	0	0	0	0	0
	Transferred to Other Rescue Group	1336	1067	0	2403	71	180	0	251	2654
	Other Live Outcomes	22	0	0	22	1169	237	0	1406	1428
	Total Live Outcomes	3474	2115	0	5589	1491	1362	0	2853	8442
	Died in Care	17	80	0	97	19	94	0	113	210
	Lost in Care	13	10	0	23	13	6	0	19	42
	Euthanasia	1327	480	0	1807	210	306	0	516	2323
	Owner Requested Euthanasia	0	0	0	0	0	0	0	0	0
Total Other Outcomes	1357	570	0	1927	242	406	0	648	2575	
Total Outcomes	4831	2685	0	7516	1733	1768	0	3501	11017	
Ending Animal Count as of 09/30/2024	297	96	0	393	38	172	0	210	603	
Save Rate	71.05%	80.12%	0.00%	74.49%	85.73%	78.36%	0.00%	81.86%	76.86%	

The save rate calculation is based on Total Intakes minus Total Other Outcomes / Total Intakes minus Owner Requested Euthanasia *100



Kern County Animal Services Intake/Outcome Data

Between 09/01/2024 and 09/30/2024

	Species							Totals		
	Canine			Feline						
	Adult	Up to 5 Months	Unknown Age	Canine Totals	Adult	Up to 5 Months	Unknown Age		Feline Totals	
Beginning Animal Count as of 09/01/2024	278	176	0	454	6	220	0	226	680	
IN-TAKE S	Stray/At Large	424	220	0	644	119	223	0	342	986
	Transferred in from Municipal Shelter	0	0	0	0	0	0	0	0	0
	Transferred in from Other Rescue Group	0	0	0	0	0	0	0	0	0
	Owner Requested Euthanasia	0	0	0	0	0	0	0	0	0
	Relinquished by Owner	52	12	0	64	0	2	0	2	66
	Other Intakes	7	0	0	7	0	0	0	0	7
	Total Intakes	483	232	0	715	119	225	0	344	1059
	Adoptions	162	81	0	243	13	146	0	159	402
	Returned to Owner	70	5	0	75	0	3	0	3	78
OUTCOMES	Transferred to Municipal Shelter	0	0	0	0	0	0	0	0	0
	Transferred to Other Rescue Group	180	141	0	321	9	19	0	28	349
	Other Live Outcomes	0	0	0	0	82	41	0	123	123
	Total Live Outcomes	412	227	0	639	104	209	0	313	952
	Died in Care	1	12	0	13	1	13	0	14	27
	Lost in Care	3	3	0	6	0	0	0	0	6
	Euthanasia	100	18	0	118	15	18	0	33	151
	Owner Requested Euthanasia	0	0	0	0	0	0	0	0	0
	Total Other Outcomes	104	33	0	137	16	31	0	47	184
	Total Outcomes	516	260	0	776	120	240	0	360	1136
Ending Animal Count as of 09/30/2024	297	96	0	393	38	172	0	210	603	
Save Rate	78.47%	85.78%	0.00%	80.84%	86.55%	86.22%	0.00%	86.34%	82.63%	

The save rate calculation is based on Total Intakes minus Total Other Outcomes / Total Intakes minus Owner Requested Euthanasia *100

Volunteer Program

- September 2024:
 - 443.21 hours of service were donated
 - 40 new volunteers
 - 65 active volunteers
 - To date, 5,199.46 hours of service have been donated